



NATIONAL ROAD FUND AGENCY

ANNUAL REPORT 2008



CONTENTS

2	VISION, MISSION, GOAL AND VALUES	2
3	CHAIRMAN'S FOREWORD	3
4	DIRECTOR'S REPORT	6
5	ADMINISTRATION	12
6	INTERNAL AUDIT	15
7	CORPORATE GOVERNANCE	16
8	RMI COMMITTEE OF MINISTERS	17
9	RMI COMMITTEE OF PERMANENT SECRETARIES	17
10	BOARD OF DIRECTORS	18
11	FINANCIAL HIGHLIGHTS	19
12	MONITORING AND EVALUATION	25
13	PROCUREMENT	32
14	ANNEX 1: TRENDS IN FUEL WHOLESALE PRICING IN 2008	33
15	ANNEX 2: ROAD FUND LOCAL RESOURCES CONTRACTS INITIATED IN 2008	34
16	ANNEX 3: ONGOING ROAD FUND CONTRACTS CARRIED OVER FROM 2007 TO 2008	47
17	ANNEX 4: PROJECTS INITIATED IN 2008	54
18	ANNEXE 5: FINANCIAL STATEMENTS	57



VISION, MISSION, GOALS, and VALUES

VISION

To be a world model in the mobilisation and management of road sector finances.

MISSION

Will mobilise and ensure adequate, sustainable and efficient allocation of financial resources in the road infrastructure and road transport services in Zambia.

GOAL

The NRFA will ensure timely provision of adequate financing resources for developing and maintaining quality road infrastructure and road transport services in Zambia.

VALUES

- Transparency
- Accountability
- Impartiality
- Integrity
- Professionalism
- Service ethics/customer satisfaction
- Zero tolerance to corruption

S FOREWARD

the National Road Fund Act No.13 of 2002.

2. ACHIEVEMENTS

The following critical activities were achieved during the period under review but the list is not exhausted:

- a) Annual work plan 2008 at a cost of ZK1.2 trillion was disbursed as per plan and funds were released on time
- b) Various options for broadening the Road Fund were indentified and will be implemented in 2009
- c) Road User Charges were channeled to the Road Fund
- d) A Statutory Instrument to increase road taxes under the Road Transport and Safety Agency (RTSA) was signed
- e) A Statutory Instrument to channel road taxes directly to the Road Fund was signed
- f) Committees of the Board were reviewed together with their Terms of Reference
- g) Team work amongst key players and stakeholders was enhanced
- h) Training and Loan policies were approved by the Board
- i) Arrears to contractors and consultants were dismantled
- j) Various visitors from other countries visited the Agency to learn how the Road Fund is administered and managed
- k) Information on the activities of the Agency were adequately disseminated to road users

3. FUNDING TO THE ROAD SECTOR



CHAIRMAN'S FOREWORD

1. INTRODUCTION

Firstly, I would like to thank the Committee of Ministers on the Road Maintenance Initiative (RMI), Ministry of Finance and National Planning, my fellow Board members, management and staff for the cooperation that was accorded to me during the year under review. I was appointed Chairman of the National Road Fund Agency on 16th July 2008 and I found it to be a challenge after being a Vice Chairman in the previous Board.

Upon taking up the appointment, I ensured that the Board had to review the set-up and working environment of the Agency. Consequently, we had to put measures in place to boost morale of staff and energize motivation which



CHAIRMAN'S FOREWARD

to heavy rains.

This natural phenomenon is beyond us and is difficult to plan for it. Therefore, we shall work closely with the Disaster Management and Mitigation Unit (DMMU) in the Vice President's office to address such type of tribulations.

Local Authorities and other stakeholders in the road sector should get involved in the financing of the roads. Activities like cleaning of drains, sweeping of roads, street lights and traffic lights maintenance are functions of local authorities as per the Local Government Act.

Therefore, part of revenue from station fees, parking fees and rates could be channeled to these activities. The fuel levy is tied to the oil global prices and as such it has become unpredictable, especially in this era of the credit crunch.

There is need to engage in partnership with all stakeholders and to look at other sources of revenue. Government has led the way by buying equipment for road maintenance in rural areas. The private sector's input is also required.

A consultant has been engaged to review ROADSIP II and come up with appropriate financial strategies. The study is expected to be completed in January 2009. The Mid Term Review will also reveal whether ROADSIP II is on course or not. We should be addressing the backlog of maintenance projects which will have an immediate impact on communities and economy. These

road users and the private sector in planning and implementation of these various initiatives.

We appeal to Cooperating Partners to continue helping us beyond 2013 because of the backlog of maintenance capacity constraints, and the financial gap in the programme.

4. SUSTAINABILITY

Projects that have been commissioned are on long term sustainable maintenance. Experience has shown that poor road maintenance raises the long-term cost of maintaining the road network. Maintaining a paved road for 15 years costs about US\$60,000 per Km. If the road is allowed to deteriorate over 15-year period, it will cost about \$200,000 per Km to rehabilitate it.

This shows that rehabilitating paved roads every 10-20 years is 3 times as expensive, in cash terms, as maintaining them on a regular basis, and 35% more expensive in terms of net present value discounted at 12% per year.

The same pattern holds for gravel roads. Maintaining a gravel road for 10 years costs between \$10,000 - \$20,000 per km, depending on climate and traffic volume. If no maintenance is done for 10 years, it will cost about \$40,000 per km for needed rehabilitation.

Rehabilitating gravel roads every 10 years is thus twice as expensive, in terms of cash, as regular routine and periodic maintenance, and between 14% and 128% more expensive in terms of net present value discounted at 12% per year (World Bank)



A good road network is a catalyst for economic development

Challenges in the Road sector are similar to those that we had last year. For instance, long tendering processes, limited budget, deplorable township and rural roads, lack of appropriate road interventions as asphalt is not sustainable. Furthermore, there is a need for innovations in the use of marginal materials like Otta seal and low volume sealed roads, which are cost effective and environmentally friendly in the long run.

There is also too much dependence on Cooperating Partners and consultants even for small works which could

investments income, broaden the Road User Charges, capital market, etc.

We also look forward to quality road works, prudent use of scarce resources, more involvement of beneficiaries in planning and management of roads, value for money and motivated staff.

7. CONCLUSION

The Board, through its various specialized committees in formulating policies and

<http://www.pdf4free.com>

REPORT



8. INTRODUCTION

I would like to thank the Board, management and staff for their invaluable support during the period under review. The teamwork that was demonstrated led to Road Investment Programme, phase II (ROADSIP II) objectives and mandate being met. Compliments were received for our uncompromised transparency and accountability in the. Mandate of the Agency as per the National Road Fund Act No.13 of 2002, clause 4 (1) are as follows:

- a) Administer and manage the Road Fund.
- b) Prepare and publish audited annual accounts of the Road Fund.
- c) Recommend to the Minister fuel levy and other road user charges and tariffs as required.

new roads; and

- g) Undertake such other activities as are conducive or incidental to its functions under this Act.

This report concentrates on operations of various projects under the ROADSIP II, which has been running from 2004-2013 at an estimated cost of US\$1.6 billion.

A lot of issues were achieved in 2008 and notable ones were implementation of project objectives, strategic and business plans, Risk management and strategic approaches to broaden the revenue base by using instruments under the Public Private Partnership policy document. Study tours were undertaken to go and learn how other countries are implementing toll gates.

Countries visited were Mozambique, South Africa and Lesotho. It was found that they were charging toll fees in addition to the fuel levy which is inadequate for the large size of their network. A feasibility study to establish the viability of toll gates in Zambia will be completed in 2009.

There is also a need to review Other Road User Charges and bring them in line with international practice. Zambia is charging 8cents per litre of diesel but the average charge in 29 African countries is 10cents per litre, with Tanzania charging 14 cents per litre. Hard decisions should be made if they are for the good of the road users as they will accelerate economic development by promoting smooth movement of goods and services thereby indirectly empowering local inhabitants countrywide.



DIRECTOR'S REPORT

ROAD FUND -LOCAL FUNDS 2008

	Budget K ' million	Actual Received K ' million	Percentage
GRZ	160,880	150,000	93.24
Fuel Levy+ ORUC	377,000	340,400	90.29
Total	537,880	490,400	91.17

ROAD FUND -EXTERNAL FUNDS 2008

	Budget K ' million	Actual Received K ' million	Percentage Release
E. Union	174,847	157,800	90.25
Badea	1,800	-	-
Danida	41,162	35,700	86.73
IDA/ADSP	180,664	68,422	37.87
KFW	1,200	-	-
JICA	10,000	-	-
NDF	26,200	2,277	8.69
ADB	8,400	-	-
	444,273	264,199	59.47

Government released K490.4 billion out of the total budget of K537.8 billion representing 91.17 % achievement. Thus the Road Sector had more money injected from the local resources than from donors. Government further released funds into the Road Sector directly through other ministerial wings like Disaster Management and Mitigation Unit (DMMU) and Constituency Development Fund (CDF).

The releases from Donors and Cooperating Partners were below 60% of what had been pledged for the year. We trust that this trend will improve in the coming year.

Development Agency, whose details are given in the main report. Notable ones were Levy Mwanawasa bridge at Chembe, Chirundu escapmant, bailey bridges for Mongu-Kalabo road, Kasama-Luwingu, Kashikishi-Lunchinda, Solwezi- Mwinilunga, Lusaka-Kabwe and town roads in Kabwe, provincial and some township roads (including mining areas) countrywide, Road Safety activities including purchase of several patrol vehicles, etc

- 10.3 Audit Charter and risk Management policy was implemented during the period under review
- 10.4 Books of accounts were audited on quarterly basis and were unqualified
- 10.5 Road Users were constantly informed on the disbursements which were published in print media. This was further supplemented by radio and television programmes. Compliments and suggestions were received from road users
- 10.6 Cooperating Partners were engaged so that they could continue to render financial assistance to the Road Sector so that we could remove geographical isolations due to poor state of roads or river crossings
- 10.7 Field random inspections were intensified and where "shoddy works" were discovered, the Agency refused to pay for such works and they had to be re-done to the set standard and specifications
- 10.8 Payments were made within 3-11 days and through Bank transfers. This enabled payees to get their money promptly and minimized risks in frauds and carrying cheques for long distances



DIRECTOR'S REPORT

and Cooperating Partners) and DANIDA Steering Committee (NRFA, RDA, MLGH) that looks at specific progress on DANIDA funded projects in Western province.

- 10.12 Relationship with Cooperating Partners (CPs) was enhanced and various meetings were held to pave the way forward. This led to CPs to release more funds to the road sector for projects, funded various studies like procurement and technical studies, Mid Term Review, capacity building, among others.

11. PROPOSALS TO BROADEN THE ROAD FUND

Due to the backlog of maintenance and need to reconstruct some roads, bridges and culverts, there is dire need to broaden the revenue base so that we can change the face of the road network in Zambia. Rural roads need to be reconstructed as some of them are now non existent. With current level of funding, it will take several years to rehabilitate all township roads countrywide. Therefore, we need to look at possible sources of funds so that mobility can be enhanced. Possible sources are outlined below:

12 PRIVATE PUBLIC PARTNERSHIP (PPP)

The Policy document was approved by the Government in November 2008. Therefore, there is need to move belligerently into this direction. The role of Government is to provide enabling environment and policies and the road sector should implement activities. PPP is a risk sharing between Government and Private sector.

willing to go into this partnership. At the moment, there is no single perfect model for PPP, so Zambia has to modify its PPP from the available models.

13 REVISION OF THE FUEL LEVY

Fuel Levy in Zambia is at 7 cents and 8 cents per litre for petrol and diesel respectively. This is 7% of the whole sale price for petrol while for Diesel it dropped from 15% to 7% effective 26th September 2008. The World Bank has compiled figures on fuel levy in Africa and details are in Annex 1. It is evident that the average fuel levy per litre is 10 cents.

This figure was last revised in 1998. Demand for better roads means more money into the road sector. In 1994 at Mulungushi International Conference where the road reforms were borne, road users agreed to pay extra for road maintenance. In the same vain, there is a need to review at fuel levy in view of the fact that Cooperating Partners are scaling down in the road sector.

14 TOLLING OF CORRIDORS

With the approval of the Private Public Partnership policy document, the Agency is commissioning a feasibility study to determine the type of approach to use. We are looking at North-South and East-West corridors as possible routes for tolling. Tolling could be by concessioning or adopting the principle of fee-for-use of the road or bridge, where traffic volumes are low. Some countries, including SADC are collecting both the fuel levy and toll fees and these are the ones with the best road network like Lesotho, South Africa and Namibia.



DIRECTOR'S REPORT

to minimal levels.

16 COUNCILS AND MINING FIRMS CONTRIBUTIONS

The Local Government Act empowered councils to plan, implement and maintain activities listed in the Act. These activities include roads, drains, street lights, traffic lights, bus stations, markets, etc. Property values for buildings along the rehabilitated roads have gone up and consequently, rates should increase proportionately. Further more, Councils collect parking fees along urban roads and stations like Intercity bus station in Lusaka and such revenue is not coming to the road fund. Motorists who are paying these fees expect part of the money to be ploughed back into the road sector to supplement the fuel levy. This is what most councils in Africa are doing.

It is expected that councils should undertake routine maintenance e.g. cleaning of storm water drains to avoid diseases, maintain street lights, traffic lights, etc so that the fuel levy could be used for periodic maintenance of roads outside city/ municipal boundaries.

Mining companies are hauling thousands of tones of minerals costing billions of Dollars on council roads, damaging them in the process without recourse for maintenance. Roads within mining towns are used mostly by local inhabitants and there is no reason why mining companies cannot apply to become road authorities so that they could maintain their roads and save their vehicle

from entering the Central Business Districts of all cities. Park and ride systems should be explored whereby motorists should park their vehicles at designated parking areas and jump on public transport.

19 INVESTMENT INSTRUMENTS

An investment policy document was approved by the Board in 2007 and submitted to the Minister of Finance and National Planning for approval in accordance with clause 18(4) of the National Road Fund Act No. 13 of 2002. Once this has been approved, we shall implement various investment activities so that we can "grow" the money. Borrowing is among the options that we have.

20 STAFF

Staff at the Agency worked very hard during the year and achieved the set objectives. A study was undertaken by an independent consultant and some of the recommendations were accepted by the Board. The study revealed that the Agency is understaffed and recommended that some positions be created to meet the increased responsibilities. Positions recommended were that of Engineer, IT officer, receptionist and human resources officer.

21 CHALLENGES

22 INADEQUATE FUNDING

Backlog of maintenance is still a challenge to the Agency due to limited funds. It is our wish to have all township and feeder roads rehabilitated and put on sustainable maintenance. We would also like to see strategic bridges/ culverts across critical river crossings so as to promote

DIRECTOR'S REPORT

Intervention	Data from World Bank (US\$/ Km)	Data from Zambia (US\$/ Km)
1. Reconstruction	162,000.00	789,284.00
2. Periodic maintenance	54,000	103,600
3. Routine maintenance	2,160.00	817.00

From the above, it is clear that the unit costs in Zambia are abnormally high for reconstruction and periodic maintenance. Unit cost for routine maintenance is low

because it is labour intensive and labourers' wages are very low in Zambia. Summary of unit cost per Kilometre ranges In 2008 are given below:

Intervention	ZMK /KM (Minimum)	ZMK/ KM (Maximum)
1. Periodic (Unpaved or gravel roads)	K19 m	K426 m
2. Periodic (paved or tarred roads)	K330 m	K2.6 billion
3. Rehabilitation with surface dressing	K400 m	K1 billion
4. Rehabilitation with overlay	K500 m	K3.5 billion
5. Upgrading from gravel to paved	K1.8 billion	K8.1 billion

From the above, it is difficult to justify the huge differences in unit cost. With the lifting of advance payment and unbanning of some contractors, we expect the unit costs to come down in 2009.

procedures, award of contracts and supervision



DIRECTOR'S REPORT

27 FIELD INSPECTIONS

Random inspections were limited due to shortage of an extra Engineer. An extra Highway Engineer will be recruited next year and will ensure that we get value for money.

28 PERFORMANCE INDICATORS OR CONDITIONALITIES

Government signed many Financing Agreements with cooperating Partners and it is important that we keep monitoring them. To date, we have managed to meet most of the indicators and conditionalities. This shows the Government's commitments to the Road Sector

30 RAILWAY SYSTEM

Cargo which is meant to be hauled by rail is transported by road thereby shortening the life span of the roads. Railways should be efficient to attract cargo so that they could earn income and relieve the roads of abnormal roads.

31 CONCLUSION

The spirit of team work that was displayed by all key players and stakeholders accelerated the pace of road implementation. The Board resolved a lot of issues and gave good policy guidance. Broadening of revenue base and challenges should be addressed in 2009.



32 STAFF

During the period under review, staff worked hard as a team and a lot of targets were archived. As in most organizations, there were some movements of staff as follows:

- a) The Procurement Specialist, Mr Kondonani Miti's contract came to an end and was replaced by Mr Gideon Hakanema.
- b) The Road Engineer, Mr Oliver Makungu, did not want to renew his contract and was replaced by Mr Wallace Mumba.
- c) The Fund Manager, Mr Bryson Mumba, terminated his contract.
- d) The Corporate Services Officer, Mrs Chola Mutambo's contract came to an end.



NRFA Staff as at 31st December 2008

33 REGIONAL AND INTERNATIONAL CONFERENCES

33.1 AFRICAN ROAD MAINTENANCE FUNDS ASSOCIATION (ARMFA)

From 5-10 October 2008, the Chairman, Director, Accountant Road Fund and an independent consultant attended the African Road Maintenance Funds Association in Maputo that was officially opened by the State President, His Excellency Armando Guebuza. Twenty nine (29) countries attended. The President emphasized on the need to eliminate bottle necks on our road net works in Africa and to cooperate with each neighbours so that roads and railways could continue beyond borders.

about opportunities in investing or participating in the road sector in Zambia. The meeting was attended by about forty (40) business men and women. The presentation drew a lot of enthusiasm and they resolved to send a fact finding team to Zambia early next year. Some of the members; who are contractors came and put in bids for Zimba -Livingstone roads.

33.4 EASTERN AFRICA REGIONAL CONFERENCE ON FINANCING OF ROADS

The Conference was officially opened by the Deputy Minister for Infrastructure Development Hon. Ezekiel Chibulunje, MP, Tanzania and was held in Dar Es Salaam from 27-28 November 2008. Various



ADMINISTRATION

33.5 SADC MINISTERIAL CORRIDOR REVIEW MEETING, CORRIDOR INVESTMENT PROGRAMME AND LAUNCH OF SADC CORRIDOR STRATEGY, NAMIBIA

Mr Bryson Mumba, Fund Manager, attended the SADC Ministerial Corridor Review Meeting in Windhoek in June 2008. Other stakeholders were Ministry of Communications and Transport, Ministry of Works and Supply, Road Transport and Safety Agency and Road Development Agency.

The impending launching of the SDAC Free Trade Area during the August 2008 SADC Heads of State Summit, a Customs Union in 2010 and a Common Market by 2015, have necessitated that the SADC region put in place a robust programme of corridor infrastructure development as well as corridor transport and trade facilitation.

To this end, SADC convened the workshop whose primary objective was to review the SADC Corridors Investment Programme and the launch of the SADC corridors strategy by the Ministers responsible for Transport.

The broad categories of issues considered consisted of the following three areas:

1. Corridor Strategy and guidelines for development of corridors
2. Review of current status of corridor development
3. Corridors Investment Requirements
4. Ministerial launch of the SADC Corridor Strategy

- ii Mechanism for the follow up of implementation of corridor infrastructure development by the SADC Ministers responsible for Transport on an annual basis;
- iv Appropriate institutional structures required to effectively implement infrastructure development of corridors, at national, trans-boundary and at regional levels; essentially this constitutes the setting up of Project Committees, Steering Committees and Trans-boundary Projects Ministerial Committees.

Existing new corridors in addition to projects were reviewed including the following.

- a Central Development Corridor and CCTTFA (Dar es Salaam - Kigoma - Burundi, Rwanda, DRC and Uganda);
- b Dar es Salaam Corridor (Dar es Salaam - Kipiri Mposhi- Lubumbashi);
- c Mtwara Development Corridor;
- d Nacala Development Corridor;
- e Shire Zambezi Waterway Corridor;
- f Beira Corridor;
- g Limpopo Development Corridor;
- h Maputo Development Corridor;
- f Lebombo Development Corridor;
- j Lesotho Railway Project;
- k North-South Corridor (Durban-Lubumbashi);
- l Trans Kalahari Corridor;
- m Trans Kunene Corridor



34 INTRODUCTION

The main responsibilities of the Department are to:

- a) Determine the accuracy and propriety of financial transactions
- b) Evaluate financial and operational procedures for adequacy of internal controls and provide advice and guidance on control aspects of new policies, systems, processes, and procedures
- c) Verify the existence of NRFA assets and ensure that proper safeguards are maintained to protect them from loss
- d) Determine the level of compliance with NRFA policies and procedures and the Public finance Act and other relevant government regulations
- e) Evaluate the accuracy, effectiveness, and efficiency of NRFA electronic information and processing systems
- f) Determine the effectiveness and efficiency of the Agency in accomplishing their mission and identify operational opportunities for cost savings and revenue enhancements
- g) Provide assistance and a coordinated audit effort with the management and other external auditors
- h) Investigate fiscal misconduct
- i) Ensure that all aspects of good corporate governance are adhered to.



Site visits were undertaken during the year under review

are adhered too and that the relevant supporting documentation is attached.

As a result of our checks some errors were noted and the necessary corrections made before payment was made.

35.2 SITE VISITS TO MAJOR PROJECTS

As part of our audit activities site visits were made to

36 CORPORATE GOVERNANCE

National Road Fund Agency ("NRFA" or "the Agency") is committed to the principles of transparency, integrity and accountability. The Directors and employees of NRFA strive to ensure that the Agency is managed in an efficient, accountable, responsible and moral manner.

36.1 RMI COMMITTEE OF MINISTERS

The Committee of Ministers has overall responsibility for the policy governing the road sector agencies. The Board of the NRFA reports to the Committee of Ministers on a quarterly basis through the Committee of Permanent Secretaries.

36.2 BOARD OF DIRECTORS

The Board currently comprises thirteen (13) Directors, and the composition is balanced so that no one individual or small group can dominate decision making. The depth of experience and diversity of the Board ensures that robust and forthright debate on all issues of material importance to the Agency occurs.

The roles of Board and Management are distinct to avoid duplication.

The Board is responsible to the Ministry of Finance and National Planning for setting of strategy direction, monitoring of operational performance and management processes and policies, compliance and setting of authority levels. The Board is also responsible for the integrity and



Some NRFA Board members and former Minister of Finance and National Planning (4th from right) after a Corporate Governance Workshop in Lusaka

The Audit and Risk Management Committee assists the Board in the discharge of its duties relating to financial reporting to all stakeholders, compliance, risk management and the effectiveness of accounting and management information systems.

In the opinion of the Board, the NRFA has complied in all respects with the Road Fund Act No. 13 of 2002.

36.5 ORGANISATIONAL ETHICS, BUSINESS INTEGRITY AND CONFIDENTIALITY

NRFA recognizes the fact that good governance and ethical conduct is critical to stakeholder perception of an institution managing public funds. Therefore the Agency strives to ensure that integrity and professional conduct are beyond reproach at all times. The Agency has a firm approach in dealing with any inappropriate or fraudulent behaviour of management or other staff at any level.

36.6 MANAGEMENT REPORTING

The Agency has established management reporting



ROAD MANAGEMENT INITIATIVE COMMITTEE OF MINISTERS



Hon Dora Siliya
Minister of
Communications
& Transport,
Chairperson



Hon Mike
Mulongoti
Minister of Works &
Supply, Vice
Chairperson



Hon Catherine
Namugala
Minister of Tourism
Environment &
Natural Resources



Hon Situmbeko
Musokotwane
Minister of Finance
& National Planning



Hon Benny
Tetamashimba
Minister of Local
Government and
Housing



Hon Kenneth Konga
Minister of Energy &
Water Development



Hon George
Kunda
Minister of Justice



Hon Brian Chituwo
Minister of
Agriculture &
Cooperatives



ROAD MANAGEMENT INITIATIVE COMMITTEE OF PERMANENT SECRETARIES



NRFA BOARD of DIRECTORS



Mr Allington Bota
- Chairman



Mr Phesto
N. Musonda Vice
Chairperson



Mr Emmanuel
Ngulube




Dr. Eustern Mambwe



Dr. Sylvester
Mashamba



Mr Dick Chellah



Mrs Balimu Sichombo



Mrs. Annie Chime



Maj. Henry Imbula
(Rtd)



Mrs Susan
Wanjelani



Mr Erasmus M.
Chilundika, *Ex-officio*



Mr Frederick
Mwalusaka
Ex-officio



Mr Raphael
Mabenga,
Secretary

NRFA MANAGEMENT TEAM



FINANCIAL HIGHLIGHTS

37 ROAD FUND

37.1 OBJECTIVE

The objective of the Road Fund is to ensure adequate financial resources for the maintenance of the road network in the country at all times on a continuous and sustainable basis.

37.2 INTRODUCTION

The National Road Fund Agency is charged with the responsibility of managing and administering the Road Fund.

The main sources of revenue to the Road Fund is made up of local financial resources mainly from Fuel Levy, Other Road User Charges, GRZ project direct allocations and external financial resources from Cooperating Partners. The local resources of Fuel Levy and Other Road User Charges (ORUC) are a mandatory source of revenue from motorists who use the road network.

38 MAJOR ACHIEVEMENTS DURING 2008

38.1 MANAGEMENT AND ADMINISTRATION OF THE ROAD FUND DURING 2008

In 2008, just like in the previous years, the Agency did successfully prepare quarterly and annual financial statements on which the Agency's external auditors issued unqualified audit opinions. In addition, no issues were



The local resources of Fuel Levy and Other Road User Charges (ORUC) are a mandatory source of revenue from motorists who use the road network.

noted during all the audits conducted and thus no management letter was issued.

38.2 ROAD FUND RECEIPTS AND DISBURSEMENT DURING 2008

A total of K934.2 billion was received from both local and external resources by the Agency which was 92% when compared to the budget of K1, 233.0 billion for the same year. From these receipts, a total of K865.9 billion was disbursed during the year under review.



FINANCIAL HIGHLIGHTS

The funding from KfW, BADEA, ADB and JICA is expected to be received and disbursed starting from 2009. It has been noted that over the past two years, local

sources of funds have been improving steadily and it is during 2008 that they exceeded external sources as shown in Table 2

	2006 K' million	2007 K' million	2008 K' million
Local Funds	251,570	345,050	538,300
External Funds	<u>606,650</u>	<u>462,678</u>	<u>515,501</u>
Total	<u>858,220</u>	<u>807,728</u>	<u>1,053,801</u>

Table 2





FINANCIAL HIGHLIGHTS

38.3 LOCAL ROAD FUND RECEIPTS DURING 2008

During 2008, a total of K670.0 billion was received from

local resources by the Agency which was 93% of the budgeted amount of K718.3 billion. This represents a significant increase of 210% when compared to the 2007 receipts of K460.0 billion.

No.	Source	Budget K' million	Receipts K' million	Disbursements K' million
	Local Funds			
1	Fuel levy and ORUC	377,400	340,000	374,690
2	GRZ Support	160,900	150,000	155,000
	Sub Total Local Funds	538,300	490,000	529,690
3	Add: Carried over funds from Previous Years	180,000	180,000	180,000
4	Total Local Funds	718,300	670,000	709,690

Table 3

The major causes of this achievement are attributable to the:

- Increase in Fuel Levy collections of K378.6 billion (K238.8 billion in 2007), resulting from the significant upward wholesale price adjustments and increased sales volumes of both petrol and diesel.
- Other Road User Charges comprising the International Transit Fees, Motor Vehicle Licence fees, Driver Licence fees and Weighbridge fines also increased to K149.0 billion, as compared to K103.0 billion collected in 2007, due to the increase in the fees and

- improvement in the collection system.
- The MOFNP released a total of K150.0 billion to the Agency against the budget of K 160.8 billion. This receipt was 11% higher than the 2007 GRZ project direct support of K135.1 billion.

38.4 EXTERNAL FUNDS RECEIPTS DURING 2008

A total of K264.29 billion was received from four main donors, namely the European Union (K157.8 billion), Danida (K41.2 billion), Nordic Development Fund (2.3 billion) and the loan from IDA/ADSP (K51.9 billion).



FINANCIAL HIGHLIGHTS

The main objective of the external receipts from the cooperating partners has continued to be of assistance to the Government of Zambia in the road sector and it is mainly to address the backlog of periodic maintenance of the road network and the rehabilitation of the roads that have deteriorated beyond the level for periodic maintenance.

38.6 1 EUROPEAN UNION (EU)

The EU provides a sector policy support programme amounting to Euro 96.0 million in support of the ROADSIP II which has been under implementation since 2005. A total amount of Euro 84.3 million has been allocated with the specific intention of supporting public expenditures in road rehabilitation and maintenance.

The programme contains four budget support annual variable tranches and two fixed tranches as follows:

Budget Support Component	Variable Tranche Euro	Fixed tranche Euro	Total Euro	Kwacha amount received	Month Received by NRFA
Tranche 1 (2005)	25,400,000		25,400,000	121,103,898,000	Jan-06
Tranche 2 (2006)	21,000,000		21,000,000	100,204,724,714	Oct-06
Tranche 3 (2007)	21,400,000		21,400,000	114,861,571,007	Jun-08
Tranche 4 (2008)		8,000,000	8,000,000	42,938,905,049.50	Jun-08
Tranche 4 (2008)	8,500,000		8,500,000	Not yet received	
TOTAL	76,300,000	8,000,00	84,300,000		

The first and Second tranche were utilized for the on-going twelve (12) Output Performance Based Contracts (OPRC) and two paved contracts. The rehabilitation works which were funded by the EU are now complete and these contracts are now under maintenance which is funded by the Road Fund.

38.5 DANIDA

The Danish Embassy approved the DANIDA Road Sector Program Support Phase I for an amount of DKK370.0 million in November 2002 for a period of five years. The funding for the Lusaka - Mongu was administered by

'Establishment of an improved road link between Mongu and Sesheke. In line with this, a contract amounting to K43.9 billion for the rehabilitation of Mongu - Sesheke was signed which has an implementation period of 18months and the completion date of 9th May 2009.

The other Components are Improvement and maintenance of Senanga - Sesheke road, district support programmes and institutional support to the Road Sector. A total of K43.5 billion was received under RSPS II during the year under review.

38.7 NORDIC DEVELOPMENT FUND



FINANCIAL HIGHLIGHTS

The World Bank has continued to support GRZ in the implementation of its second 10-year (2004-2013) ROADSIP II. The World Bank designed in 2004 a three phase 10 year Adaptable Programme Lending (APL). APL 1 is currently under implementation through the Road Rehabilitation and Maintenance Project. A credit amount under IDA Road Rehabilitation and Maintenance Project (RRMP) CR 38660ZA of US\$50.0 million was approved in June 2004.

The supplemental credit under IDA RRMP CR 38661ZA of US\$25.0 million was approved in March 2007. The approval of supplementary financing was carried out at the Government of the Republic of Zambia's request to finance repairs to bridges and river crossings damaged during the 2005 and 2006 floods. This funding is being administered through two separate special accounts.

The overarching goal of RRMP is to stimulate economic growth and contribute to poverty reduction through appropriate investment in road infrastructure, adequate policy and institutional reforms, and enhanced road sector management.

During 2008, a total amount of US\$10.2 million was received from IDA under IDA CR 38660ZA through direct payments to contractors and consultants and through replenishment of the special account.

38.10 WORLD BANK - IDA/ADSP

Under IDA CR 38661ZA of US\$7.9 million was received through direct payments in addition to the initial

were made as follows:

38.12 EUROPEAN UNION

The 2007 third variable tranche of K114.8 billion and fourth fixed tranche of K42.9 billion, received in June 2008, were utilized on the two former roads taken over from World Bank which are OPRC contracts covering 438.2 km and Conventional Maintenance contracts covering 1,414.8km consisting of regravelling and drainage works. The Feeder Roads Programme for Northwestern and Central Provinces started very late in the fourth quarter of 2008.

38.13 DANIDA

Under RSPS I a total of K1.7 billion was disbursed during the year. A total of K39.5 billion was disbursed under RSPS II with 93% being spent on the rehabilitation works for the Mongu - Senanga Road.

38.14 NORDIC DEVELOPMENT FUND

The total of K1.8 billion was paid for consultancy services for the technical assistance to the Road Transport and Safety Agency (RTSA), for the Road User charges review and implementation study, Techno-Economic Studies, detailed engineering designs, Road Reclassification Study and construction supervision of Kafue National Park Spinal Road contract.

38.15 WORLD BANK APL-1 LOAN

<http://www.pdf4free.com>



FINANCIAL HIGHLIGHTS

year amount to US\$7.4 million.

39 OUTLOOK FOR 2009

39.1 LOCAL FUNDS

Although fuel prices had reduced by the year end (see Annex 1 below), the price of both petrol and diesel is likely to rise due to the rising crude oil prices and rising cost of the US \$ when compared to the Zambian Kwacha. This could lead to an increase in the Fuel Levy. An analysis of the trend from 2002 to 2008 (Annex 3), shows that the average Fuel Levy prices and sales volumes will continue rising, which will lead to more Fuel Levy collections during 2009.

There also are higher expectations that more funds will be collected especially from the International Transit Fees, Motor Vehicle Licence fees and Driver Licence fees due to the enhancement of the collection system now in place at RTSA.

39.2 EXTERNAL FUNDS

There are various funding agreements signed during 2008 and early 2009, which indicates continued support towards road development during 2009 as follows:

39.3 EUROPEAN UNION

The fourth variable tranche is expected to be released in 2009.

The design review of the Zimba - Livingstone Road for Phase II from 30km to 72.8km was completed and the tender launched on 28 November 2008. The tender will

the Senanga - Sesheke Road will be assessed.

The Danish Embassy has also expressed willingness to extend its support to the Luapula province.

39.5 NORDIC DEVELOPMENT FUND

KFW has shown willingness to finance the rural transport programme at a cost of K1.2 billion in the Southern Province during 2009.

39.5 WORLD BANK APL II LOAN

We expect the launch of APL Phase II with the total amount of US\$75.0 million to be approved by the World Bank during 2009. The project scope of APL Phase II is the rehabilitation of the 51km paved road between Lusaka and Chirundu (Km4 to Km55) and construction of Mufuchani Bridge in Kitwe.

39.6 KFW

KFW has shown willingness to finance the rural transport programme at a cost of K1.2 billion in the Southern Province during 2009.

39.7 BADEA

The Arab Bank for Economic Development in Africa (BADEA) signed a loan agreement with the Government of Zambia on 11th October 2008 for a total amount of US \$8.0 million for the rehabilitation of the Copperbelt Province feeder roads. The loan proceeds are likely to be released to the Agency starting 2009.



MONITORING AND EVALUATION

40 INTRODUCTION

40.1 OVERALL OBJECTIVE OF MONITORING AND EVALUATION ACTIVITIES OF NRFA

In administering and managing the Road Fund, it is imperative that the NRFA ensures transparency, accountability, value for money and efficiency in the use of the Road Fund as it is obliged to account for such use to both the shareholders (who are primarily the Minister of Finance on behalf of Government – the People of Zambia) and the stakeholders (who are mainly the road users and the Cooperating Partners that contribute to the Road Fund).

Therefore, monitoring and evaluation of road projects financed by the Road Fund forms part of other essential activities undertaken by the NRFA that are considered to be conducive and incidental to execution of its functions.

40.2 STRATEGY ADOPTED IN MONITORING AND EVALUATING ROAD PROJECTS

During the year 2008, the Monitoring and Evaluation Department continued performing the following functions:

- a reviewing technical documentation submitted by implementing agencies (mainly the Road Development Agency – RDA);
- b carrying out technical audit of road projects (mainly out-sourced);
- c monitoring project procurement (mainly foreign financed) and
- d monitoring project implementation through

physical inspection as well as desk study.

The Department reviewed technical reports such as consultancy reports and tender evaluation reports, draft annual work plan for 2009, project payment certificates, terms of reference for both locally financed as well as foreign financed consultancies etc.

Detailed technical audit tasks which required special skills, tools and sizeable number of personnel which the Department does not have, were all outsourced.

In monitoring project procurement, emphasis was placed more on coordinating foreign financed projects for which NRFA had a role of coordinating activities of implementing agencies and reporting to Cooperating Partners (foreign financiers). For locally financed road projects or activities, the implementing agencies (RDA and RTSA) had delegated responsibility to adjudicate tenders up to specified thresholds by the Zambia National Tender Board through respective tender committees in the two agencies. Tenders above the specified thresholds were always referred to the Zambia National Tender Board to adjudicate.

Large volume of payment certificates that had to be processed frequently affected the amount of project site inspection that was undertaken during the year.

40.3 PROGRAMME REVIEW

Table 8.2 below summarises the works programme for execution in 2008 by the Road Development Agency



MONITORING AND EVALUATION

40.4 ROAD MAINTENANCE PROJECTS IN 2008

Like the previous two years (2006 and 2007), the road fund comprised mainly resources from the fuel levy and the European Union road sector budget support. While fuel levy resources were utilised on both routine and periodic maintenance, the resources from the EU budget support were utilised on periodic maintenance works only.

The World Bank and some Cooperating Partners in the road sector such as DANIDA, JICA and OPEC continued with project-specific financing arrangement. The European Union, on the other hand, continued with the decision to move away from project-specific financing to budget support (common basket funding).

40.5 ROAD FUND MAINTENANCE PROJECTS INITIATED IN 2008

A total of 301 new road fund projects covering about 12,873 Km and worth about K1,567.5 billion were initiated in 2008 (see Annex 8.1). Out of this number, 119 contracts covering about 7,330 Km and worth about K30.80 billion were for routine maintenance.

Out of the remaining 182 new contracts, 113 contracts covering about 4,595 Km and worth about K1,345.1 billion were for periodic maintenance, rehabilitation and upgrading while the remaining 69 contracts worth about K191.6 billion were for road drainage structures, emergency repairs, designs and supervision services,

leaving a balance of about K192.1 billion which has been carried forward to 2009.

40.7 NEW ROAD PROJECTS FUNDED FROM OTHER SOURCES

Under the Road Rehabilitation and maintenance Project (RRMP), supported by the World Bank, there were three contracts for Priority River Crossings namely;

- a) Luapula Province with Sable Transport at a contract sum of K9,178,490,103;
- b) North Western Province with Road Contractor Company (RCC) at a contract sum of K24,340,192,727 and;
- c) Northern Province with Sable Transport at a contract sum of K12,662,414,675.

The World Bank also supported two new projects under the Agricultural Development Support Programme (ADSP), namely:

- a) Performance based road contract for unpaved rural and district roads in Katete and Chipata Districts covering about 389 Km at a contract sum of K38,912,680,250 with Zhongmei Engineering Construction Limited and;
- b) Performance based road contract for unpaved rural and district roads in Choma District covering about 246 Km at a contract sum of K24,835,945,952 with Huachang Infrastructure Engineering Limited.

MONITORING AND EVALUATION

and district roads in Lundazi District covering about 309 km at a contract sum of K38,755,853,690 by Huachang Infrastructure Engineering Limited.

Other new projects initiated during the year with EU funding were:

- a) Upgrading of about 83 Km of Mwenewisi – Mulekatembo – Mpangala Road in Northern Province at a contract sum of K12,515,151,550 by A. Argente;
- b) Periodic maintenance of about 110 Km of Isoka – Itotela Road in Northern Province at a contract sum of K10,242,729,681 by China Jiangxi Corporation for International Economic and Technical Cooperation;
- c) Supervision of periodic maintenance of Isoka – Itotela Road at a contract sum of K761,447,500 by Brian Colquhoun Hughe O'Donnell and Partners;
- d) Periodic maintenance of about 94 Km of road D365: Monze – Niko – Chitongo in Southern Province at a contract sum of K24,670,539,465 by China Jiangxi Corporation for International Economic and Technical Cooperation;
- e) Periodic maintenance of about 83 Km of road D96: Samfya – Lubwe – Mwewa at a contract sum of K8,849,918,588 by ; China Jiangxi Corporation for International Economic and Technical Cooperation;
- f) Periodic maintenance of about 70 Km of road D347: Kalomo – Kabanga mission in Southern Province at a contract sum of K12,347,730,725 by China Jiangxi Corporation for International Economic and Technical Cooperation;



The World Bank supported Performance based road projects for various unpaved rural and district roads

- j) Raubex Construction Zambia limited; Periodic maintenance of about 143 Km of road D301: Lalafuta Bridge – Kasempa in North Western Province at a contract sum of K16, 903,048,099 by Raubex Construction Zambia limited;:
- k) Periodic maintenance of about 88 Km of road 181: Lunga Pontoon – Lubungu Pontoon in North Western Province at a contract sum of K13,799,561,724 by Raubex Construction Zambia limited;
- l) Periodic maintenance of about 112 Km of road D39: Chitoshi – Zacharia Chanda in Northern Province at a contract sum of K23,920,068,260 by Sable Transport and;
- m) Periodic maintenance of about 72 Km of road D20: Kasama – Kapatu in Northern Province at



MONITORING AND EVALUATION

Contracts financed from EU Budget Support during the year

Road Project	Contractor/Consultant	Province	Contract Sum (ZMK)	Disbursement: From Start of Project to 31st December, 2008	Length (Km)	Disbursement: 1st January- 31st December, 2008 (ZMK)
Rehabilitation of Lusaka - Kabwe Road: Mukoboto Junction to Kabwe Warriors Complex including Mukobeko Road	Raubex Zambia Limited	Central	48,892,638,690	48,885,467,450	42.0	6,631,351,147
Supervision of rehabilitation of Lusaka - Kabwe Road: Mukoboto Junction to Kabwe Warriors Complex including Mukobeko Road	Brian Coquhoun Hughe O'Donnel & Partners	Central	2,387,383,269	2,387,383,269	n/a	507,647,741
Rehabilitation of Lusaka - Kabwe Road: Chisamba to Mukoboto Junction	Raubex Zambia Limited	Central	28,763,696,520	28,523,003,983	41.9	9,058,378,131
Performance based maintenance of Nakonde- Mbala Road, Nakonde - Chitipa - Muyombe - Chire River Road and Mbala - Kawimbe Mission - Tanzania Border Road for 4 Years: Package 4	Spencor Polyphase / Rankin Engineering J.V.	Northern	34,738,998,376	33,195,257,650	398.1	325,880,020
Supervision of Rehabilitation of Lusaka - Kabwe Road: Chisamba to Mukoboto Junction	Rankin Engineering	Central	1,900,000,000	1,900,000,000	n/a	818,072,427
Supervision of performance based maintenance of Nakonde- Mbala Road, Nakonde - Chitipa - Muyombe - Chire River Road and Mbala - Kawimbe Mission - Tanzania Border Road for 4 Years: Package 4	BRC Consulting Engineers	Northern	734,065,600	375,747,448	n/a	177,143,735
Supervision of performance based maintenance of Mulobezi Road for 4 Years: Package 5	Bicon Zambia Ltd	Western	516,394,560	459,607,104	n/a	255,227,280
Performance based maintenance of Solwezi - Kansanshi Mine - Congo Border Road, Manyinga - Mwini Lunga Road and Mutanda Mission - Kabompo - Zambezi Road M8 for 4 Years: Package: Package 11	China Geo	North Western	26,683,081,000	26,683,081,000	661.3	1,681,102,264
Performance based maintenance of Solwezi - Kansanshi Mine - Congo Border Road, Manyinga - Mwini Lunga Road and Mutanda Mission - Kabompo - Zambezi Road M8 for 4 Years: Package: Package 11	ASCO	North Western	1,324,764,300	694,221,898	n/a	621,855,388
Performance based maintenance of Lundazi - Chama Road D103 and Chipata - Luambe - Lundazi Road D104 for 4 Years: Package 5	China Geo	Eastern	21,839,137,231	19,436,165,019	463.7	1,100,638,114
Supervision of Performance based maintenance of Lundazi - Chama Road D103 and Chipata - Luambe - Lundazi Road D104 for 4 Years: Package 5	Zulu Burrow Consulting Engineers	Eastern	1,166,533,500	544,089,000	n/a	308,689,908
Performance based maintenance of Mulobezi Road D787 for 4 Years: Package 7	Road Contractors Company	Southern	7,579,290,344	7,412,560,655	95.6	1,978,770,633
Supervision of Performance based maintenance of Chisekesi - Gwembe - Chipepo Road, Itzhi Tezhi - Namwala Road and Muzoka - Chisekesi Road D363 for 4 Years: Package 10	China Geo	Southern	17,237,608,999	16,244,560,416	148.09	1,005,322,055
Supervision of Performance based maintenance of Chisekesi - Gwembe - Chipepo Road, Itzhi Tezhi - Namwala Road and Muzoka - Chisekesi Road D363 for 4 Years: Package 10	BCL Consulting Engineers	Southern	1,218,290,000	718,900,000	n/a	325,321,355
Supervision of performance based maintenance of Mporokos - Bulaya - Kaputa - Nkoshya and Mporokoso - Kawambwa Road for 4 Years: Package 1	Rankin Engineering	Northern	1,152,838,000	672,729,944	n/a	316,728,933
Performance based maintenance of Mporokos - Bulaya - Kaputa - Nkoshya and Morokoso - Kawambwa Road for 4 Years: Package 1	Sable Transport	Northern	15,677,137,241	12,979,533,190	531.8	986,256,592
Performance based maintenance of Katunda - Sitaka - Lukulu Road and Watopa - Lukulu Road for 4 Years: Package 2	China Geo	Western	21,711,900,000	21,710,740,000	258.7	2,501,165,000
Supervision of Performance based maintenance of Katunda - Sitaka - Lukulu Road and Watopa - Lukulu Road for 4 Years: Package 2	Kiran & Musonda Associates	Western	847,671,500	561,471,329	n/a	274,953,536
Supervision of performance based maintenance of Kawambwa- Mulw, Mano - Mwewa Roads for 4 years: Package 3	Ng'andu/UWP	Luapula	788,260,000	312,085,083	n/a	105,632,738
Performance based maintenance of Kawambwa - Mulwe, Mano - Mwewa Roads for 4 Years: Package 3	Sable Transport	Luapula	6,591,877,200	6,576,277,200	145.0	1,563,237,758
Supervision of performance based maintenance of Old Congo Road, Lufwanyama - River Ingwe Road, T3 - Mpongwe Road, Lima - Lamba Road and for 4 Years: Package 9	Ng'andu/UWP	Copper Belt	818,857,600	297,612,700	n/a	48,050,458
Performance based maintenance of Leopards Hill Road to Chiawa for 4 Years: Package 6	A. Argente	Lusaka	6,321,173,000	6,283,076,400	134.1	2,914,825,642
Supervision of Performance based maintenance of Leopards Hill Road to Chiawa for 4 Years: Package 6	JD Mwila / V&V Consulting Engineers	Lusaka	549,064,000	336,635,500	n/a	146,662,800
Performance based maintenance of Old Congo Road, Lufwanyama - River Ingwe Road, T3 - Mpongwe Road, Lima - Lamba Road and for 4 Years: Package 9	Yakashika	Copper Belt	5,462,493,650	3,900,113,292	495.1	1,521,890,509
Periodic maintenance of Road D20: Kaputa - Kusima (Kantondo - Tamina Junction - Luwingu and Kasama)	Teichmann Plant (Z) Ltd	Northern	9,626,375,000	6,702,343,875	72.4	5,748,648,975
Periodic maintenance of Road D365: Monze - Chitongo and Hamusonde - Maala	China Jangxi Corporation	Southern	24,670,539,465	9,358,708,842	94.3	9,358,708,842



MONITORING AND EVALUATION

Contracts implemented during the year with support from DANIDA

Road Project	Contractor/Consultant	Province	Contract Sum (ZMK)	Disbursement: From Start of Project to 31st December, 2008	Length (Km)	Disbursement: 1st January- 31st December, 2008 (ZMK)
Labour based Road Rehabilitation I Mumbwa District: Lot 1, 7.0 Km of U5 (Miulwe - Nangula)	Edmas Contractors	Western	365,913,432	358,931,776	7.0	48,545,938
Labour Based Road Rehabilitation in Mumbwa District: Lot 2, 7.0 Km of U5 (Miulwe - Nangula)	Mongu Hardware Ltd	Western	490,682,708	474,289,585	7.0	102,371,363
Labour Based Road Rehabilitation, Lot 3, 6.11 Km of U5 (Miulwe - Nangula)	Kakachile Investments	Western	467,920,078	462,981,490	6.1	81,701,438
Technical Assistance to Small Scale Contractors and Communities for Roll-out Phase of Community Access	EastConsult / Rankin Engineering	Central & Western	1,496,512,200	1,421,910,600	n/a	98,762,150
Detailed design and supervision of construction of Mumbwa Weigh Bridge	Zulu Burrow	Central	872,900,215	130,935,032	n/a	130,935,032
Improvement and maintenance of Nangoma – Chisaka Road (RD182), Lot 2	Time Construction	Central	491,236,625	443,432,810	9.3	187,998,502
Consultancy Services for Timprovement of selected core district and feeder roads in Mumbwa, Kaoma and Mongu Districts	BCHOD	Central & Western	1,190,176,400	1,190,176,400	n/a	74,559,008
Consultancy Services for Training of Small-Scale Contractors on selected District and Feeder Roads in Mumbwa, Kaoma and Mongu Districts	Rankin Engineering	Central & Western	1,496,748,000	1,496,748,000	n/a	155,279,300
Labour Based Road Rehabilitation in Mumbwa District: Lot 1, 9.0 Km of RD556 (Mwembeshi - Nampundwe)	Muyaya Agriculture Enterprise	Central	679,536,393	664,811,939	9.0	138,466,252
Labour Based Road Rehabilitation in Mumbwa District: Lot 2, 8.84 Km of RD556 (Mwembeshi - Nampundwe)	Nampundwe Enterprises	Central	758,530,472	747,804,094	8.8	192,068,716
Rehabilitation of Road U2: Mandansengo - Luampa, Lot 1 in Kaoma District	ESAB General Dealers	Western	453,934,167	453,934,167	7.0	71,369,479
Improvement and maintenance of Nangoma – Chisaka Road (RD182), Lot 1	Techpride Zambai Ltd	Central	655,016,025	636,318,175	10.0	159,477,268
Rehabilitation of Road M10: Mongu - Senanga	China Henan International Group Co. Ltd	Western	46,000,000,000	39,925,548,568	103.0	36,566,509,001
Design and Supervision of Rehabilitation of Road M10: Mongu - Senanga	Ng'andu / UWP	Western	1,922,032,500	1,326,832,500	n/a	1,326,832,500
Environmental Impact Statement for Mongu - Senega Road Rehabilitation	Environmental Council of Zambia	Western	129,998,880	129,998,880	n/a	129,998,880
Supervision services for strategic environmental assessment for Senanga - Sesheke Road upgrading	E.G. Pettit & Partners	Western	174,241,000	174,241,000	n/a	174,241,000
Strategic environmental assessment for Senanga - Sesheke Road upgrading	Road Development Agency	Western	397,305,713	397,305,713	n/a	397,305,713
Community Access in Mumbwa, Kaoma and Mongu	Mumbwa District, Kaoma District and Mongu Municipal Councils	Western	562,268,960	554,323,990	n/a	554,323,990
Rehabilitation of Road D301: Kaoma - Kasempa Road, Lot 2 in Kaoma District	China Geo Engineering Corporation	Western	3,656,325,800	3,536,068,269	35.0	172,338,832
Rehabilitation of Road U1: Kaporoso - Mwango Road in Mumbwa District	China Geo Engineering Corporation	Central	1,949,365,880	1,837,807,340	29.0	57,579,257
Labour Based Road Rehabilitation, Lot 2, 4.97 Km of U2 (Mwandansengo - Luampa)	Liteo Ltd	Western	489,854,086	479,214,822	4.97	104,922,254
Institutional Support to RDA (TA Operational Expenses)	Cowi Consult	All	231,959,700	231,959,700	n/a	231,959,700
Audit Fees	CYMA Chartered Accountants & Management Consultants	All	5,540,000	5,540,000	n/a	5,540,000
Road Sector Capacity Building	RDA, NRFA & RTSA	All		110,207,462	n/a	110,207,462
Bank charges	Project Special Account	Central and Western	2,750,000	2,750,000	n/a	2,750,000
Labour Based Road Rehabilitation, Lot 3, 4.97 Km of U2 (Mwandansengo - Luampa)	Lukwaso Enterprises	Western	406,161,036	381,564,599	4.97	91,305,642
Total			65,346,910,270	57,575,636,911	241	41,367,348,677

Contracts financed by the World Bank during the year

Road Project	Contractor/Consultant	Province	Contract Sum (USD)/ZMK	Disbursement: From Start of Project to 31st December, 2008	Length (Km)	Disbursement: 1st January- 31st December, 2008 (USD)/ZMK
Rehabilitation of 34.7 Km of Kafue - Chirundu Road (Escarpment Section)	China Henan International Cooperation Group Limited	Southern	\$23,173,861	\$20,805,648	34.7	\$4,786,976
Supervision of rehabilitation of 34.7 Km of Kafue - Chirundu Road (Escarpment Section)	Africon/BCHOD	Southern	\$1,100,414	\$1,100,414	n/a	\$605,024
Payment of mail box rental	Zamnet	Lusaka	\$4,701	\$4,701	n/a	\$4,701
Staff training in road sector Agencies	NRFA, RDA & RTSA	Lusaka	\$95,786	\$95,786	n/a	\$95,786
World Bank Special Account audit fees	MT Ncube and Auditor General	Lusaka	\$10,541	\$10,541	n/a	\$10,541
Bank charges	Special Account	Lusaka	\$15,198	\$15,198	n/a	\$15,198
Payment of salary and operational costs for RAMP Activities	RAMP Coordination	Lusaka	\$239,000	\$40,431	n/a	\$40,431
Reconstruction of Selected Priority River Crossings in Region 1: Eastern, Northern and Luapula Provinces	GRONTMIJ / CARL BRO AS	Eastern, Northern & Luapula	EUR 584,300	EUR 346,977	n/a	EUR 346,977
Reconstruction of Selected Priority River Crossings in Luapula Province	Sable Transport	Luapula	ZMK 9,178,490,103	ZMK 5,825,209,520	n/a	ZMK 5,825,209,520
Reconstruction of Selected Priority River Crossings in Northern Province	Sable Transport	Northern	ZMK 12,662,414,675	ZMK 9,468,719,015	n/a	ZMK 9,468,719,015



MONITORING AND EVALUATION

40.9 IMPLEMENTATION MONITORING AND EVALUATION

Monitoring of programme implementation and evaluation was, like for previous years, achieved through physical inspection of projects as well as contract progress tracking through desk review.

During the year ending 2008 more than 47 road fund maintenance contracts worth more than K123.7 billion were inspected. Out of this number 38 contracts were completed projects while the rest were on going at the time of inspection

Besides physical inspection the section scrutinized well over 2,500 payment certificates from about 600 contracts that were active during the year. Due to improved certificate checking by the RDA staff, less than K1 billion worth of errors in claims were detected and saved.

40.10 PROJECTS INSPECTED DURING THE YEAR 2007

Projects inspected during the year are listed in Annex 8.3. The general position obtained from the inspections conducted was that two contracts for accelerated urban

roads on the Copperbelt were terminated on account of non performance. These were:

- i) Accelerated urban roads rehabilitation in Chingola by Turner/Bicon Joint Venture valued at K 7,019,768,872.00 and;
- ii) Accelerated urban roads rehabilitation in Ndola by Turner/Bicon Joint Venture valued at K 7,723,776,354.00;

Except for Kafulafuta - Luanshya Road project which was under-designed due to budget constraints, all completed projects were satisfactorily executed after all defects were identified and appropriate instructions issued by responsible supervising consultants to affected Contractors to correct them.

40.11 ROAD FUND PROGRAMME PERFORMANCE: 2008 VS 2007

The performance of the programme in 2008 compared to 2007 is reflected in tables 8.4.1 and 8.4.2 for planned and achieved respectively.

Table 8.4.1: 2008 Plan / Progress Vs 2007 Plan / Progress

Agency	Year Planned	Cost (US\$m)		Projects	Km to be done		Intervention
		Planned	Actual		Planned	Actual	
RDA	2007	256.095	113.124	Various	26,340	19,906	Routine, periodic, emergency
	2008	302.594	191.500		28,166	17,807	



MONITORING AND EVALUATION

funded from the fuel levy and road user charges.

Conversely, the length of roads done under performance routine maintenance in 2008 reduced. Some of the reasons for the reduced output were that it took a bit of time to renew quite a good number of performance routine maintenance contracts on Trunk, Main and District Roads upon expiry of initial 3-year contracts. Further, increased unit costs for periodic maintenance, rehabilitation and upgrading resulted in reduced coverage despite increase in funding.

During the year under review, RDA procured more works over and above available funding which resulted in huge carry-over commitment to from 2008 to 2009.


40.12 ANNUAL WORK PLAN 2008 CONTRIBUTION TOWARDS ACHIEVING ROADSIP II OBJECTIVES

The level of achievement of ROADSIP II objectives is as high-lighted below:

- a) The targets for rehabilitation, periodic and routine maintenance works on the 40,113 Km of core road network for 2008 is 89.5% for the 7,250 Km of the paved network and 63.0% of the 32,863 Km of the unpaved network;
- The achievement during the year was about 85% (6,162 Km) of the paved network and below 10% of the unpaved network (< 3,286 Km) of unpaved roads were maintained in Good and Fair condition. The condition of the paved road network improved slightly from 65% Good, 20%

achieved through road maintenance contracts. About 25,000 jobs were created through routine maintenance interventions alone, being labour intensive activities;

- d) Improvement of community roads management still remains a challenge. Pilot activities under the Rural Accessibility and Mobility Project (RAMP) in only five districts out of the 72 districts in the country were running and;
- e) There were limited resources available for poverty reduction and HIV/AIDS activities. While poverty was partially addressed through employment creation, not much was achieved in addressing HIV/AIDS in the sector.





PROCUREMENT

50 PROCUREMENT

50.1 INTRODUCTION

This section highlights procurement activities undertaken by NRFA during the year 2008. The activities include those of support nature to other agencies and institutions.

60 MAJOR ACTIVITIES UNDERTAKEN IN 2008

60.1 COORDINATION OF PROCUREMENT PLANS

The NRFA coordinates Procurement Plans for projects funded by the World Bank. During the year under review, the Agency compiled, updated and monitored plans falling under the following programmes:

- i) Road Rehabilitation and Maintenance Project- Phase I
- ii) Road Rehabilitation and Maintenance Project- Phase II

The individual projects in the above programmes are being implemented by various institutions in the road sector.

60.2 PROCUREMENT SUPPORT TO OTHER AGENCIES

Procurement section provided support in the preparation of documents for projects undertaken by some agencies. In particular, NRFA supported the Ministry of Communications and Transport in the preparation of tender documents for the Study for Consultancy Services for the Review of Performance of Road Agencies.

At the end of the year under review, the project was at

goods and services that included running contracts.

12.2.4 NRFA CONTRACTS

In a bid to reduce the frequency of procurement of services of long-term nature, the NRFA entered into running contracts on five (05) items.

Table — below shows the type of running contracts entered by the NRFA during the year under review.

Type of Contract	Firm providing the services	Period of Contract
Security Services	Mt. Niles Security (Z) Limited	19 Dec 2008 - 18 Dec 2009
Office Cleaning	Chabone	
Building Maintenance	Katana Roofing and Construction Company	5 Jan 2009 - 4 Jan 2010
Information Technology	Rhino Technology	1 st Jan 2009 - 31 st Dec 2010
Insurance	Zambia State Insurance Corporation	1 st Jan 2009 - 31 st Dec 2009

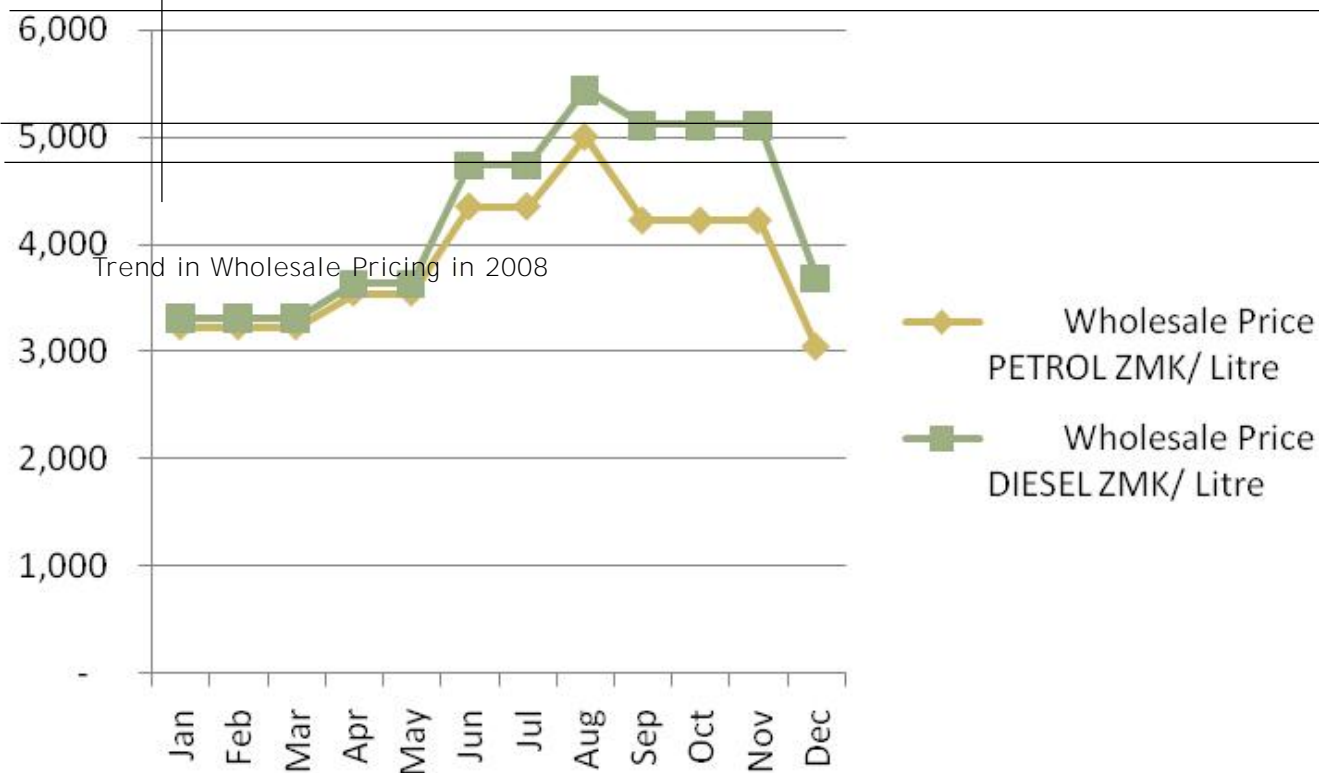
Most of these contracts were entered into after the NRFA Tender Committee approved their procurement.

12.2.5 PROCUREMENT PROCEDURES MANUAL

In an effort to streamline the procurement function in the Agency, the Procurement section embarked on the formulation of the procurement procedures in the form of the Procurement Procedures Manual. This Manual is expected to be approved and implemented in the coming

ANNEXES

Month	Wholesale Price		Fuel Levy				Exchange Rate ZMK/US \$1.00
	Petrol ZMK/ Litre	Diesel ZMK/ Litre	Petrol ZMK/ Litre	Diesel ZMK/ Litre	Petrol Cents/ Litre	Diesel Cents/ Litre	
January	3,229	3,305	484.35	495.75	12.77	13.07	3,792.78
February	3,229	3,305	484.35	495.75	12.90	13.21	3,753.59
March	3,229	3,305	484.35	495.75	13.20	13.51	3,668.91
April	3,544	3,630	531.60	544.50	15.10	15.47	3,519.41
May	3,544	3,630	531.60	544.50	15.64	16.02	3,399.20
June	4,347	4,735	652.00	710.28	20.06	21.86	3,249.70





ANNEXES

Road Fund Local Resources Contracts Initiated in 2008

Project Name	Contractor	Province	Intervention	Length (Km)	Contract Amount (ZK)	Amount Paid During the Year (ZK)
Design, supervision and Reconstruction of twin palm, Ibex hill-Kabulonga, Avondale-kabulonga	UWP Ngandu Consulting (Zambia)	Lusaka	Design/Supervision	0	57,553,299,126	1,629,510,000
Consultancy Services for Engineering Design, Supervision and Construction of Nemfwe Bridge	Rankin Engineering	Southern	Design/Supervision	0	6,957,648,819	3,730,283,485
Supervision of upgrading of Choma - Chitongo section of road M11	Rankin Engineering	Southern	Design/Supervision	0	6,394,487,000	259,270,440
Consultancy services for the Periodic maintenance of M1/M2 - Kasama via Mbala to mpulungu	EastConsult/BNC Consult JV	Northern	Design/Supervision	0	3,938,200,000	784,392,000
Consultancy Services for Supervision of Pile foundation Works and Detailed Engineering Designs for the Construction of Abutments, Piers and Road Embankment for the Mongu - Kalabo Road	Rankin Engineering	Western	Design/Supervision	0	3,903,239,340	2,730,528,060
Consultancy services for supervision of the rehabilitation of 9 feeder roads in north western province	ASCO Consulting Engineers	North Western	Design/Supervision	0	3,257,590,000	256,110,000
Supervision of Livingstone Zimba Road Rehabilitation	Zulu Burrow Ltd	Southern	Design/Supervision	0	3,050,510,000	0
Consultancy for Periodic Maintenance of T4- Lusaka Airport Turn off to Luangwa Bridge	BCHOD	Lusaka	Design/Supervision	221	1,975,378,088	266,336,023
Design and supervision of routine and periodic maintenance of feeder and urban roads: Northern Province	Zulu Burrow Ltd	Northern	Design/Supervision	0	1,960,675,500	0
Consultancy for development of the Road management Systems to for RDA	HIMS LTD	All	Design/Supervision	0	1,944,840,150	1,166,904,090

Supervision of Road T5: Lumwana Turn-off to Mwinilunga	ASCO Consulting Engineers	North Western	Design/Supervision	0	1,900,312,000	188,616,000
Consultancy services for the periodic maintenance of D181 from Kasempa to Mumbwa via Lubungu pontoon	Bicon (Z) Limited	North Western	Design/Supervision	288	1,680,579,000	787,992,639
Design and supervision routine and periodic maintenance of feeder and urban roads: Copperbelt Province	Rankin Engineering	Copperbelt	Design/Supervision	0	1,650,387,375	0
Consultancy for Supervision of Upgrading of Luansobe-Mpongwe Road	Beosumar & Associates/Bari zambia Ltd	Copperbelt	Design/Supervision	50	1,344,440,000	133,400,000
Consultancy services for the updating of the Techno-Economic Studies and detailed design of the T4 section of road (M1 - M2 section) (section)	Gauff Engineers	Lusaka	Design/Supervision	0	1,154,432,000	461,682,800
Periodic Maintenance: T4, Mtemguleni -	E. G. Pettit & Partners	Eastern	Design/Supervision	52	1,147,166,365	915,385,000



ANNEXES

Road Fund Local Resources Contracts Initiated in 2008

Consultancy Services for Periodic maintenance of D301 from Ialafuta Bridge to Kasempa	E. G. Pettit & Partners/Eastconsult JV	North Western	Design/Supervision	0	795,130,490	0
Supervision of periodic maintenance of Isoka - Itontela Road	Brian Colquhoun Hugh O'Donnell and Partners	Northern	Design/Supervision	0	761,447,500	725,857,675
Design and supervision of routine and periodic maintenance: Eastern Province	EastConsult	Eastern	Design/Supervision	0	741,895,000	427,935,000
Supervision of Periodic Maintenance: Monze - Niko and Hamusonde - Maala	BCL Zambia Ltd	Southern	Design/Supervision	94.3	741,425,500	332,920,000
Design and supervision of routine and periodic maintenance: Central Province	EastConsult	Central	Design/Supervision	0	710,170,000	0
Design and supervision of routine and periodic maintenance: Lusaka Province	EastConsult	Lusaka	Design/Supervision	0	687,610,000	0
Emergency repair of Road D134 (Petauke - Chilongozi) including a portion of Ukwimi Sonja	Sable Transport Limited	Eastern	Emergency Works	114	26,933,372,884	2,663,400,600
Emergency Repair of Crossings: T4, Chinyunyu (Chibuyu, Kaputi & Mukhonka)	Roads & Paving (Zambia) Limited	Lusaka	Emergency Works	0	1,317,377,267	1,003,633,452
Emergency Repair of washaway on Gt. North Road at Lumumba Junction	Roads & Paving (Zambia) Limited	Lusaka	Emergency Works	0	786,226,692	704,693,470
Spot improvement works on Ibbwemunyama - Lusitu Road in Siavonga District	Gladwish Agencies Limited	Southern	Emergency Works	15	482,994,325	152,576,424
Spot Improvement Works on U: Ngómbe Ilede - Sub Centre Road, Lot 7b	Jojo Mining and Construction Company	Southern	Emergency Works	13	392,944,200	62,118,000
Spot Improvement of road D346 / D524: Kalomo - Machila Road, Lot 3	Brinyi Investments Limited	Southern	Emergency Works	12.7	366,958,522	296,405,955
Spot improvement of Kusefya Pang'wena Arena Access Road	J.B. Carriers and General Suppliers	Northern	Emergency Works	13	291,650,100	277,762,000
Reconstruction-Realignment of M3-Kasama to Luwingu	Sable Transport	Northern	Periodic - Paved	96	192,695,237,010	24,592,513,384
Periodic maintenance of Kasama-Mbala-Mpulungu Road Lots 1 and 2	Raubex Construction Zambia limited	Northern	Periodic - Paved	210	119,865,355,948	12,722,843,808
Periodic maintenance of Road T4: Lusaka International Airport Turn-off - Luangwa Bridge	Raubex Construction Zambia limited	Lusaka	Periodic - Paved	230	80,168,600,477	8,494,462,083
Periodic Maintenance of road M12: Chipata - Lunenburg	Raubex Construction Zambia limited	Eastern	Periodic - Paved	100	79,680,838,118	13,116,073,507



ANNEXES

Road Fund Local Resources Contracts Initiated in 2008

Periodic maintenance of road M1: Senga Hill - Chinakila	China Geo - Engineering Corporation	Northern	Periodic - Paved	44.5	10,870,768,398	9,391,223,186
Periodic maintenance of road T6: Katete - Chanida	Raubex Construction Zambia limited	Eastern	Periodic - Paved	20	10,271,820,625	8,547,149,700
Periodic maintenance of Road T1: Kafue - Mazabuka Road	Raubex Construction Zambia limited	Southern	Periodic - Paved	72	10,017,359,687	2,883,224,718
Periodic maintenance of Road D164: Makeni Road	Bicon (Z) Limited / J.J. Lowe (Z) Ltd	Lusaka	Periodic - Paved	9.9	5,783,349,571	5,362,269,592
Consultancy for Periodic maintenance of Chipata to Lundazi Lot 1	Bicon (Z) Limited	Eastern	Periodic - Paved	100	1,692,916,992	282,579,712
Routine mainenance - Kacholola-Mawamnda Lot 2 - Eastren province	Butochu Enterprise	Eastern	Periodic - Paved	54	214,139,755	64,114,867
Periodic maintenance of (D56) Safwa to Chinsali - Northern province	Sable Transport Limited	Northern	Periodic - Unpaved	125	27,424,786,004	2,048,014,800
Periodic maintenance of road D43: Luwingu - Nsombo	Sable Transport	Northern	Periodic - Unpaved	145	20,593,247,725	1,047,445,200
Periodic maintenance of Mukunta-Kayambi-Chozi Road	China Geo - Engineering Corporation	Northern	Periodic - Unpaved	55.4	11,427,699,550	9,869,377,680
Periodic maintenance of road D470: Lamba - Lima	China Geo - Engineering Corporation	Copperbelt	Periodic - Unpaved	31.5	9,487,974,892	7,541,106,779
Periodic maintenance of Luanya mano Road (ZAWA/PSU/W/DCM/03-08)	Pine Roads	Northern	Periodic - Unpaved	48	7,568,771,958	613,972,782
periodic maintenance of road M13: Mungánga - Kawambwa	AMC Contractors Limited	Luapula	Periodic - Unpaved	87	6,984,058,400	858,794,400
Periodic maintenance of Road D169/534: Nampundwe - Blue Lagoon	Sable Transport	Central	Periodic - Unpaved	86.3	6,774,094,067	5,108,412,913
Periodic maintenance of Feeder roads in Northern Province: Nsumbu - Kasaba Bay	Pine Roads & General Contractors	Northern	Periodic - Unpaved	31	4,449,178,975	928,483,895
Periodic Maintenance of 110 km of Chama to Kazembe to Mwanya (ZAWA/TB/CE/097/08C)	Shachitari Contractors	Eastern	Periodic - Unpaved	110	4,043,408,520	487,548,000
Periodic Maintenance of 95 km of the Chikomeni-Mwanya Road(ZAWATB/CE/080/08C)	Nakangea Enterprises Limited	Eastern	Periodic - Unpaved	95	3,474,135,504	2,019,409,200
Periodic maintenance of Road D243: Chief Mwanya - Zambezi-Portland Cement	Gomes Haulage	Copperbelt	Periodic - Unpaved	32.8	2,970,957,089	2,435,477,608



ANNEXES

Road Fund Local Resources Contracts Initiated in 2008

Periodic maintenance of Road R310: T2 at Chilonga - D1	Vyane Enterprises	Northern	Periodic - Unpaved	16	1,810,006,000	643,104,000
Periodic Maintenance of 70 km of Luamfwa-Mtipwazi Road (ZAWA/PSU/W/DCM/14-08)	Horizon Contractors	Eastern	Periodic - Unpaved	70	1,761,193,200	182,700,000
Periodic Maintenance of Mfuwe-Mwanya Roas (ZAWA/PSU/W/DCM/09-08)	Ansel General Dealers	Eastern	Periodic - Unpaved	60	1,417,476,500	591,099,750
Periodic maintenance of 35km of the Luambe-Mwanya Road (ZAWA/PSU/W/DCM/03-08)	Shachitari Contractors	Eastern	Periodic - Unpaved	35	1,417,476,500	0
Periodic maintenance of Kaumba-Chiluga Road (ZAWA/PSU/W/DCM/06-08)	Jonda Contractors	Eastern	Periodic - Unpaved	17	1,389,181,200	88,479,000
Periodic Maintenance of Mwanya-Chanjuzi Road (ZAWA/PSU/DCM/10-08)	Lukomi Enterprises	Eastern	Periodic - Unpaved	40	1,273,639,400	566,683,200
Periodic Maintenance of Sepe Community Road in Mansa	PAumwaka Agencies	Luapula	Periodic - Unpaved	8.5	1,066,353,200	134,362,800
Periodic maintenance of Kafubu Dairy Farm Road, lot 9	Vibrant Construction	Copperbelt	Periodic - Unpaved	14.3	668,610,250	592,743,760
Rehabilitation and Maintenance of Milenge-Chembe Rd Via Mumbo Tuta Falls	Intergrity Enterprises	Luapula	Periodic - Unpaved	30	638,626,013	127,890,000
Rehabilitation and maintenance of Kaka to kamuzwazi in Mbala District - Lot 7B	JAMCHO Trading	Northern	Periodic - Unpaved	20.1	638,601,338	285,830,460
Periodic maintenance of Urban Roads in Kalulushi: Chembe East Road, Lot 5	Horizon Contractors	Copperbelt	Periodic - Unpaved	12.5	637,500,000	118,807,200
Spot Improvement of Chicheleko Chipembebe Road Lot 6	H & M General Contractors	Southern	Periodic - Unpaved	16	602,046,500	522,835,096
Consultancy services - Periodic maintenance of D347 - Kalomo -Kabanga-Mission	Bari Zambia Limited	Southern	Periodic - Unpaved	70.1	592,388,705	320,647,200
Periodic maintenance of feeder roads in Mpongwe District: St. Anthony Road, Lot 7	Janks construction	Copperbelt	Periodic - Unpaved	5.5	569,927,875	186,113,880
Supervision of Periodic Maintenance of D096-Samfya Turn off-Lubwe Mission-Mwewa-Kasaba	E. G. Pettit & Partners	Luapula	Periodic - Unpaved	83.1	515,624,545	372,575,296
Periodic maintenance of road D152-T4 - Palabana	V K Enterprises Ltd	Lusaka	Periodic - Unpaved	16.4	456,278,350	156,098,880
Periodic Maintenance of Chilabula Road in	Ashland Enterprises	Copperbelt	Periodic - Unpaved	10	397,766,875	0



ANNEXES

Road Fund Local Resources Contracts Initiated in 2008

Rehabilitation and periodic Maintenance of Old Gt. North Road in Isoka District Lot 3 B	Lemano Fumigators, Cleaners Contractors	Northern	Periodic - Unpaved	10.3	251,197,422	18,433,699
Periodic Maintenance, spot improvements and Drainage works on Chavuma via Sewe to Chingi road	North Western Contractors	North Western	Periodic - Unpaved	11	247,446,716	68,407,604
Periodic Maintenance of Hospital Road (Road Authority) in Nakonde District - Lot 12	Thosims Suppliers	Northern	Periodic - Unpaved	1.9	226,380,788	210,718,379
Performance routine maintenance of Road D817: T2 - Ngabwe, Lot 23	Dingles Enterprise	Central	Periodic - Unpaved	55	200,156,649	67,057,653
Rehabilitation and Maintenance of Wadilika-Njongombi Road Lot 6B in Lundazi District	John Musakabantu Enterprises	Eastern	Periodic - Unpaved	10	190,285,704	0
Rehabilitation of Road T1: Zimba - Livingstone	China Geo - Engineering Corporation	Southern	Rehabilitation - Paved	30	105,192,007,650	18,062,841,909
Rehabilitation and maintenance of selected Lusaka City Roads: Nationalist, Mortury, Chandwe Musonda, Dedani Kimathi, New Kamwala Bus Routes, Tom Mboya, Chandulula, Gizenga Roads)	Roads & Paving (Zambia) Limited	Lusaka	Rehabilitation - Paved	7	14,609,249,512	7,766,424,492
Rehabilitation and maintenance of Kabwe Township Roads: Buntungwa Street, Lot 1a	Chrizo General Dealers	Central	Rehabilitation - Paved	4.8	741,086,483	189,315,828
Rehabilitation of road D207: Picadilly Circus - Kabwe Town Boundary to Old Mkushi	China Geo - Engineering Corporation	Central	Rehabilitation - Unpaved	148.7	21,772,683,362	9,179,445,975
Rehabilitation of feeder roads in Mpika District - Road RD54: T2 - Katibunga - Mukungule Road	China Geo - Engineering Corporation	Northern	Rehabilitation - Unpaved	84	20,827,815,692	4,726,998,034
Rehabilitation of Feeder Roads U16 in Kapiri Mposhi District	Global Construction	Central	Rehabilitation - Unpaved	39.2	8,028,028,842	698,028,928
Rehabilitation of Feeder Road D2071 in Mkushi	Mundial Works Limited	Central	Rehabilitation - Unpaved	38.6	4,351,143,500	172,800,000
Rehabilitation of feeder Road in Mkushi District Lot 7	Crocodile Construction Limited	Central	Rehabilitation - Unpaved	49	4,225,723,205	193,500,000
Rehabilitation of Feeder Roads in Kabwe District: U5 & D196, Lot 3	A Argente and Company	Central	Rehabilitation - Unpaved	33	3,064,968,586	230,400,699
Rehabilitation of feder Road R 134b in Chibombo District	Libean Construction Limited	Central	Rehabilitation - Unpaved	25	2,743,064,445	221,058,000
Rehabilitation of Malondo-Tuwa Road in Kalabo District	Vyane Enterprises	Western	Rehabilitation - Unpaved	12	2,667,350,400	250,586,100
Rehabilitation of Feeder roads in Samfya District: Chawwe - Mabokunda Road	Pine Roads & General Contractors	Luapula	Rehabilitation Unpaved	20	1,570,317,000	0
Rehabilitation and maintenance of Township	Wavizana Enterprises	Central	Rehabilitation -	14.9	1,355,471,775	156,355,704



ANNEXES

Road Fund Local Resources Contracts Initiated in 2008

Spot Improvement: Old Macha, Muzuma & Market Roads - Choma District (Lot 1)	H & M General Contractors	Southern	Rehabilitation - Unpaved	20	647,413,250	142,093,463
Rehabilitation and maintenance of Road U16: Mkushi (Nakanjili) - Upper Lunsemfwa	Alpha Enterprises Limited	Central	Rehabilitation - Unpaved	20	542,590,912	508,881,009
Rehabilitation of feeder roads in Mansa District: Kalaba - Lupende Road	G.M. Enterprises	Luapula	Rehabilitation - Unpaved	9.4	499,654,650	48,681,720
Rehabilitation of Chama-kazembe to Mwanya Road (ZAWA/RDA/EP/01/07)	V.K Enterprises Ltd	Eastern	Rehabilitation - Unpaved	12.5	483,383,250	0
Rehabilitation of Road U1: Kanyambila - Chifuwe	Roygrove (Z) Limited	North Western	Rehabilitation - Unpaved	20	480,099,125	130,161,744
Rehabilitation of Mulonga Township Road - Lot 6 in Lukulu District	C Yubia General Dealers	Western	Rehabilitation - Unpaved	5	478,574,625	128,161,440
Rehabilitation: Kabuyu Road under Chongwe Local Authority	JAMCHO Trading	Lusaka	Rehabilitation - Unpaved	12	477,320,250	392,267,920
Rehabilitation of T4 Mumbi Road in Petauke Road - Eastern Province	Eriboma Enterprises	Eastern	Rehabilitation - Unpaved	21	398,585,762	357,697,890
Rehabilitation: Matanda Resettlement Scheme	Vechmark Empire Investments Limited	Luapula	Rehabilitation - Unpaved	20	397,585,925	148,475,484
Rehabilitation and maintenance of Chief Mununga to Kapako Road in Chiengwe District	Shamucha Building Contractors	Luapula	Rehabilitation - Unpaved	12	367,863,595	200,028,312
Rehabilitation of Township Roads in Nchelenge: Ncheleng / Boma / Kashikishi Harbour Roads, Lot 6	Kapwil Business Centre	Luapula	Rehabilitation - Unpaved	5.5	355,776,840	173,993,040
Maintenance of Senanga Township roads: Cemetery Road	Mulasu Enterprises	Western	Rehabilitation - Unpaved	2	333,050,813	0
Rehabilitation of Bata - Stadium - Mongu School for Continuing Education Road, Lot 1	Mandanga Milling Company limited	Western	Rehabilitation - Unpaved	1.6	318,307,500	294,123,800
Rehabilitation and maintenance of Road U9/U10: Chingangauka - Chikani - Malengo	Lamsa Enterprises	Southern	Rehabilitation - Unpaved	15	317,779,220	155,418,192
Rehabilitation of Serenje Township Roads: Post Office to Farmers Training Centre, Lot 2	Sheffrey Jobbing Contractors	Central	Rehabilitation - Unpaved	2.5	281,174,093	102,755,700
Rehabilitation: Jerusalem - Kalunga - Matotwe (Chipata District Council) Lot 1a	Vibrant Construction and General Dealers	Eastern	Rehabilitation - Unpaved	9	254,206,785	223,423,888
Rehabilitation & Maintenance: Mambato - Karitasengwe (Chipata District Council) Lot 1	Vibrant Construction and General Dealers	Eastern	Rehabilitation - Unpaved	7.2	247,514,925	221,083,240
Rehabilitation and maintenance of Mandala and Hospital Roads in Mbele	Dangle General Trading	Northern	Rehabilitation - Unpaved	1.3	240,803,325	223,904,360



ANNEXES

Road Fund Local Resources Contracts Initiated in 2008

Rehabilitation: Kalinkho - Nthoko (Chama District Council) Lot 3b	New-Tech Contractors and General Dealers	Eastern	Rehabilitation - Unpaved	15	174,699,000	154,610,600
Rehabilitation of Feeder Roads in Mansa District: Mansa - Fiyongoli Farm Block Road, Lot 3A	Steve Road Contractors	Luapula	Rehabilitation - Unpaved	10	167,585,550	126,487,560
Rehabilitation: Kafulwe Road (Lot 7b)	Shamucha Contractors	Luapula	Rehabilitation - Unpaved	2.7	131,302,732	57,810,456
Rehabilitation and maintenance of Lower Luongo Road RD 83	Mbabubo	Luapula	Rehabilitation - Unpaved	4.5	117,669,200	95,045,760
Rehabilitation and maintenance of Kabulungeme Drawings Road	J.K. Mwandama General Dealers	Luapula	Rehabilitation - Unpaved	1.5	85,873,700	61,455,060
Rehabilitation of Feeder Roads in Kipiri Mposhi District: Water Works Road, Lot 3	Heros Construction and General Dealers Ltd	Central	Rehabilitation - Unpaved	4.1	53,285,760	51,285,760
Routine Maintenance: Lusaka City Roads (Zone 3)	G.M. Enterprises	Lusaka	Routine - Paved Off Cway	64.44	838,369,398	687,192,196
Routine Maintenance: Lusaka City Roads (Zone 2)	Wavizana Enterprises	Lusaka	Routine - Paved Off Cway	38.22	750,782,255	477,845,687
Rehabilitation and Maintenance: Buntungwa Stree & Drainage Structures	Chrizo General Dealers	Central	Routine - Paved Off Cway	4.5	741,086,483	663,444,774
Routine Maintenance: Lusaka City Roads (Zone 6)	Bric-Tech Construction Limited	Lusaka	Routine - Paved Off Cway	47.53	627,129,308	612,484,810
Routine Maintenance: Lusaka City Roads (Zone 5)	Mpasim Roads, Building & Civil Contractors	Lusaka	Routine - Paved Off Cway	55.86	579,920,000	480,362,544
Routine Maintenance: Lusaka City Roads (Zone 1)	Time Construction	Lusaka	Routine - Paved Off Cway	36.75	579,590,488	423,743,361
Routine Maintenance: Lusaka City Roads (Zone 4)	Chiyangwa Enterprises	Lusaka	Routine - Paved Off Cway	34.4	540,988,800	387,594,443
Performance routine maintenance: Kazembe - Kawambwa Road D79/D80	Dachris (Z) Limited	Luapula	Routine - Paved Off Cway	100	393,263,100	129,755,152
Performance routine maintenance of Road D821: Mansa - Mwense, Lot 7	Mackford General Dealers	Luapula	Routine - Paved Off Cway	100	393,263,100	199,427,064
Performance routine maintenance: Mansa - Samfya Road D94, Lot 10	Kapwil Business Centre	Luapula	Routine - Paved Off Cway	78	384,750,268	118,602,250
Performance routine maintenance of Road T2: Chinsali - Isoka, Lot 6	Safemol General Contractors	Northern	Routine - Paved Off Cway	104.6	354,996,309	136,165,917
Performance routine maintenance of road T2: Shiwangandu - Chinsali, Lot5	JAMCHO Trading	Northern	Routine - Paved Off Cway	97.1	309,566,144	62,430,440



ANNEXES

Road Fund Local Resources Contracts Initiated in 2008

Routine maintenance of Road T4: Bunda Bunda - Rufunsa, Lot 5	Williking International Limited	Lusaka	Routine - Paved Off Cway	77	269,935,555	113,098,380
Performance routine maintenance of Road M1/D18: Kasama - Nondo, Lot10	Safemol Enterprises	Northern	Routine - Paved Off Cway	82	267,948,791	22,380,362
Performance routine maintenance: Kabwe - Kapiri Mposhi Road T2, Lot3	PAumwaka Agencies	Central	Routine - Paved Off Cway	70	266,434,399	142,681,187
Routine Maintenance: Kitwe - Chingola (Lot 4)	Sabaka Enterprise	Copperbelt	Routine - Paved Off Cway	60	265,596,776	135,018,246
Performance routine maintenance of road T2: RD47 Junc - RD733 Junc, Lot 2	Sendapu General Dealers	Northern	Routine - Paved Off Cway	85.5	264,932,127	90,211,208
Routine maintenance of Road M9: Garden Motel - Km 62	C & F Import & Export	Lusaka	Routine - Paved Off Cway	62	262,242,316	197,765,651
Routine maintenance of Nakatindi Road M10: Km 136 - Katima Mulilo Bridge, Lot 10	Sysko Contractors and General Dealers	Southern	Routine - Paved Off Cway	72	261,795,181	145,470,120
Performance routine maintenance: Fimpulu - Mbaso Road M3, Lot 3	IcM General Contractors	Luapula	Routine - Paved Off Cway	54	259,410,390	83,437,444
Routine Maintenance: Victoria Fall Bridge - Zimba (Lot 1)	Zimbo Enterprises	Southern	Routine - Paved Off Cway	87	257,971,250	130,235,087
Routine Maintenance: Luanshya - Mpongwe	Musumi Suppliers	Copperbelt	Routine - Paved Off Cway	83	257,047,794	114,464,661
Routine Maintenance: Mutanda - Matebo (Lot 8)	WKP Enterprises	North Western	Routine - Paved Off Cway	58	254,837,713	170,572,206
Routine Maintenance: Luangwa - Kacholola (Lot 1)	Butochu Enterprise	Eastern	Routine - Paved Off Cway	54	254,029,324	95,823,923
Performance routine miantenance of Road T2: RD733 - Mpika, Lot 3	Safemol Enterprises	Northern	Routine - Paved Off Cway	63.5	252,761,061	101,414,222
Performance routine maintenance of Road T2: Kanchibiya River - Mpika, Lot 22	Paveway General Contractors	Northern	Routine - Paved Off Cway	74	251,982,688	68,421,373
Performance routine maintenance: Mulembo - Mukuku Bridge Road D235, Lot 11	Benaliel Food Suppliers	Central	Routine - Paved Off Cway	70	251,141,780	102,973,242
Routine maintenance of Road T4: Airport - Bunda Bunda, Lot 4	Conquest Gen. Dealers	Lusaka	Routine - Paved Off Cway	77	244,282,533	96,066,041
Performane routine maintenance of road M9: Km 100 - Km 167, Lot 28	Tashu Contractors	Central	Routine - Paved Off Cway	67	243,471,186	57,278,942
Routine Maintenance: Nyimba - Petauke (lot 3)	Matunga Enterprises	Eastern	Routine - Paved Off Cway	66	238,535,801	54,107,539



ANNEXES

Road Fund Local Resources Contracts Initiated in 2008

Routine maintenance of Chipata - Lundazi Road M12: Km 90 - Km 180 (Champoyo)	Ropsa General Dealers	Eastern	Routine - Paved Off Cway	90	216,837,320	106,416,864
Routine Maintenance: Petauke - Sinda (Lot 4)	Vibrant Construction	Eastern	Routine - Paved Off Cway	50	214,934,243	67,672,314
Performance routine maintenance: Ndabala - Serenje Road T2, Lot 7	Selinda Enterprise	Central	Routine - Paved Off Cway	60	212,116,875	84,365,483
Routine maintenance of Solwezi - Mwinilunga Road T5: Km 80 (Shilenda) - Km 135 (Kisasa), Lot 4	Jias Contractors	North Western	Routine - Paved Off Cway	55	210,132,157	102,728,289
Performance routine maintenance of road D79: Mwense - Kazembe, Lot 8	Hench Enterprises	Luapula	Routine - Paved Off Cway	80	207,893,690	71,243,789
Routinemaintenance of Road T5: Solwezi - Mwinilunga, Lot 7	Mukisi	North Western	Routine - Paved Off Cway	57	206,336,548	131,507,775
Routine Maintenance: Kapri Mposhi - Malembeka (Lot 1)	Techpride Zambia Ltd	Central	Routine - Paved Off Cway	50	205,037,406	113,495,301
Routine Maintenance: Sinda - Msoro (Lot 5)	Eriboma Enterprises	Eastern	Routine - Paved Off Cway	55	201,186,817	82,152,009
Performance routine maintenance: Kanona - Lukulu River Road T2, Lot 9	Foel Builders	Central	Routine - Paved Off Cway	70	200,409,269	89,985,723
Performance routine maintenance: Kapiri Mposhi - Mkushi Road T2, Lot 4	Ngu'ne Contractors & Ubooye General Dealers	Central	Routine - Paved Off Cway	50	196,920,835	56,627,062
Performance routine maintenance of road M5: Sabina - Mokambo, Lot 5	CL and P Contractors	Copperbelt	Routine - Paved Off Cway	70	194,610,095	59,220,885
Performance routine maintenance: Lusaka - Kabwe Road T2, Lot 2	Chrizo General Dealers	Central	Routine - Paved Off Cway	55	188,557,468	85,776,144
Performance routine maintenance of road T2: Isoka - RD69 Junc, Lot7	Wayimbila Wana General Dealers	Northern	Routine - Paved Off Cway	43	187,333,754	56,263,769
Routine maintenance of Nakatindi Road M10: Km 00 (Livingstone) - Km 68 (Kazungula), Lot 9	Diatech Limited	Southern	Routine - Paved Off Cway	68	187,163,400	27,481,619
Performance routine maintenance: Lusaka - Kabwe Road T2, Lot 1	Techpride (Z) Ltd	Central	Routine - Paved Off Cway	50	185,252,051	100,498,966
Performance routine maintenance: Serenje - Kanona Road T2, Lot 8	P.K. Solutions	Central	Routine - Paved Off Cway	50	183,208,350	73,736,209
Performance routine maintenance: Kanona - Mupepetwe Road T2, Lot 12	Muntu Tayanichisuma	Central	Routine - Paved Off Cway	47	182,487,370	64,318,094
Performance routine maintenance of road D79: Mbereshi - Ncheleng, Lot 25	Hench Enterprises	Luapula	Routine - Paved Off Cway	80	182,487,370	39,664,615



ANNEXES

Road Fund Local Resources Contracts Initiated in 2008

Routine Maintenance of M9 - Lusaka - Mongu (Kafue NP West gate to Kaoma BP Jn) Lot 02	Great Gates Enterprises	Western	Routine - Paved On Cway	75	235,589,600	16,170,400
Performance Contracts for Routine Maintenance of T4-Katete-Chanida Lot 7	Janks construction	Eastern	Routine - Paved On Cway	55	234,016,760	14,424,502
Routine maintenance of T2 S JNC Kariba Siavonga	Gladwish Agencies	Lusaka	Routine - Paved On Cway	72	225,835,723	57,798,197
Routine Maintenance: Mung'anga - Kawambwa (Lot 18)	Vechmark Empire Investments Limited	Luapula	Routine - Unpaved	90	352,250,430	79,668,589
Performane routine maintenance of road D100: M3 - Lwela, Lot 16	Jehe General Dealers	Luapula	Routine - Unpaved	65	339,276,534	118,427,221
Performance routine maintenance of road D96: Samfya - Lubwe - Kassba	B.S. Ng'andwe	Luapula	Routine - Unpaved	80	330,801,275	36,249,391
Routine Maintenace: Bwacha - Hospital (Lot 1b)	Sheffrey Jobbing Contractors	Central	Routine - Unpaved	3	314,750,070	230,724,000
Routine Maintenance: M8, Kasempa Turn-off - Km 72 (lot 13)	WKP Enterprises	North Western	Routine - Unpaved	72	304,959,688	214,631,639
Performance routine maintenance of road D85: Mwenda - Kashiba Road, Lot 20	Shamucha Building Contractors	Luapula	Routine - Unpaved	66	302,041,446	66,012,611
Performance routine maintenance of road D145: T4 - Luangwa Boma, Lot 7	Ngazwe Enterprises	Lusaka	Routine - Unpaved	88	300,074,723	74,539,654
Routine Maintenance: D100 Junction - Milenge (Lot 14)	Peloc General Contractors	Luapula	Routine - Unpaved	74	299,008,375	14,155,729
Routine maintenance of Roads D149 & D151: T4 Junction - Mulalika Bridge, Lot 11	Kamuone and Daughters	Lusaka	Routine - Unpaved	57	298,586,824	0
Routine maintenance of Roads D158, D162: Bamoral, Old Kafue Road: Km 00 - Km 62, Lot 19	Ngazwe Enterprises	Lusaka	Routine - Unpaved	62	298,586,824	211,358,498
Performance routine maintenance of Road D790: Km 56 - M14 Junction, Lot 24	Misambo Enterprises	Northern	Routine - Unpaved	56	269,158,956	36,540,623
Performance routine maintenance of Road D43: Luwingu - Nsombo, Lot 17	Chalali Construction Company	Northern	Routine - Unpaved	79	266,932,604	39,310,733
Performance routine maintenance: Mukando - Mulembo Road D235	Chimusitu Enterprise	Central	Routine - Unpaved	60	263,972,746	109,367,994
Routine maintenance of Ngabwe Road D817: Km 55 - Km 110	Intergrity Enterprises	Central	Routine - Unpaved	55	243,471,186	0
Routine maintenance of (M10) Kalongola to Sesheke (kmO to Km 70) - Lot 8	Samazuka General Contractors	Western	Routine - Unpaved	70	237,349,994	73,504,554
Performance routine maintenance of Road D39: Chitoshi - Mukpa Kaoma, Lot 16	Pave way General Contractors	Northern	Routine - Unpaved	63	230,645,908	43,755,681



ANNEXES

Road Fund Local Resources Contracts Initiated in 2008

Routine Maintenance: M3 - Matanda (Lot 6)	Sadorel Investments	Luapula	Routine - Unpaved	50	214,432,330	68,474,622
Performance routine maintenance of Road D181: Mumbwa - Kaindu, Lot 33	L.M. Agencies	Central	Routine - Unpaved	60	213,622,614	79,697,383
Performance routine maintenance of road M3: Mbaso - Mung'anga, Lot 2	Kapangi Poultry and General Dealers	Luapula	Routine - Unpaved	67	212,350,700	106,713,945
Performance routine maintenance of Road D790: T2 - Km 56	Moonch Enterprises	Northern	Routine - Unpaved	56	210,755,332	12,543,477
Performance routine maintenance: Muzamani - Lusiwasi Road D225, Lot 13	Gibumi Enterprise	Central	Routine - Unpaved	52	209,385,470	76,136,014
Routine Maintenance -(T5) Kikasa to kabompo River Crossing -Lot 5	Lamsa Enterprises	North Western	Routine - Unpaved	42	208,550,750	31,433,487
Performance routine maintenane of Roads D421/D797: Kabwe Mine - Mulungushi Hydro Power, Lot 20	J.K.C. Trading	Central	Routine - Unpaved	63	208,401,055	84,834,101
Performance routine maintenanceof road RD185: Mumbwa - Kaporoso, Lot 37	Kechi Electrical Enterprise	Central	Routine - Unpaved	32	205,531,000	79,993,302
Performance routine maintenance of road D769: Mumbwa (M9 Junc) - Itzehi Tezh (Midway), Lot 39	Sendapu General Dealers	Central	Routine - Unpaved	55	204,750,000	121,943,221
Routine maintenance or Road D482: Chirundu - Chiawa (Mugulamano), Lot 15	Paul Small holder	Lusaka	Routine - Unpaved	50	203,901,751	0
Performance routine maintenance of Road D817: Km 55 - Km 110, Lot 24	Wenaire Limited	Central	Routine - Unpaved	55	203,146,220	65,802,091
Performance routine maintenance of road M20: Landless Midway - Mumbwa, Lot 27	Bimalk Contractors Limited	Central	Routine - Unpaved	60	202,624,342	94,736,071
Routine Maintenance: D53, M1 Junction - Shiwang'andu - T2 Junction	Spinbe Enterprise	Northern	Routine - Unpaved	78	199,613,700	45,689,642
Performance routine maintenance of road M3: Luwingu - Provincial Boundary (Lupososhi), Lot 13	Peloc General Contractors	Northern	Routine - Unpaved	55	199,407,684	48,119,198
Routine maintenance of Roads D167, D168 & D169: Nampundwe, Kacheta and Makeni, Lot 17	M. Abigail Sales Agencies	Lusaka	Routine - Unpaved	58	199,387,405	121,518,232
Performance routine maintenance of road D191: T2 - Kasavasa - Chisamba, Lot 21	Pemm Agency Limited	Central	Routine - Unpaved	60	195,443,148	63,824,202
Performance routine maintenance of road D194: Kabwe - Lukanga Swamp, Lot 22	Bilbram Investments	Central	Routine - Unpaved	70	188,937,815	84,949,038
Performance routine maintenance of road D180: Mumbwa - Namwala, Lot35	Nampundwe Enterprises Limited	Central	Routine - Unpaved	50	187,187,594	48,543,349



ANNEXES

Road Fund Local Resources Contracts Initiated in 2008

Performance routine maintenance: Samfya - Mungulube and Samfya - Katanshya Roads (D449/D451 - D450), Lot 12	J.K. Mwandama General Dealers	Luapula	Routine - Unpaved	74	167,357,223	150,266,816
Routine Maintenance: Zacharia Chanda - Mukupa Kaoma	Sabaka General Construction	Northern	Routine - Unpaved	60	166,418,000	45,743,673
Performance routine maintenance of road R209/208: Kakulu - Imansa - Sungula Mpunde, Lot 44	Vesgle Enterprises	Central	Routine - Unpaved	40	160,370,410	82,879,688
Performance routine maintenance of road U7: M9 at Chona - D180 at Lutale Stream, Lot 38	Sahara Commercial Services Limited	Central	Routine - Unpaved	64	143,227,236	36,876,757
Design & construction: Kalungu Bridge - Kasama	Rankin Engineering in Association with Spenco and Polyphase	Northern	Structures	0	13,475,657,665	3,659,626,000
Design and Construction of a Bridge and Approach roads at Mutinondo River Crossing off RD49 in Mpika District	Rankin Engineering in Association with Spenco and Polyphase	Northern	Structures	0	7,765,431,650	5,369,993,800
Emergency repairs of Drainage structures and carriageway on Kasanka - Milenge Road	AMC Contractors Limited	Luapula	Structures	74	3,585,602,000	2,645,957,100
Rehabilitation of Solwezi Weighbridge in North Western Province	Mango Tree Construction Company Ltd	North Western	Structures	0	3,226,440,194	357,048,000
Rehabilitation of Mpika Weigh Bridge	Mango Tree Construction Company Ltd	Northern	Structures	0	3,069,964,924	1,115,472,898
Design & Construction: Mwiluzi Bridge - Mbala	Rankin Engineering	Northern	Structures	0	2,671,254,988	369,460,000
Rehabilitation of Kafue Weighbridge	Gabman Limited	Southern	Structures	0	2,196,163,024	297,020,610
Rehabilitation of Livingstone Weigh Bridge in Southern Province	Mango Tree Construction Company Ltd	Southern	Structures	0	2,073,865,102	722,907,313
Design and Construction of a Bridge at Chisanzu River Crossing in Mbala District	China Henan International Cooperation Group Company Limited	Northern	Structures	0	2,025,208,257	2,025,208,257
Construction of Munkulungwe 2 span bridge	PAumwaka Agencies	Copperbelt	Structures	0	1,401,346,393	220,451,040
Hire of Off-loading Equipment for 40 Bailey Bridges: Mongu - Kalabo	Pacific Parts Zambia Limited	Western	Structures	0	1,298,240,000	855,740,000
Construction of vented drift on Namwela Stream in Chadiza District	Libean Construction Limited	Eastern	Structures	0	1,218,050,460	687,627,398
Installation of traffic lights on Alick Nkhata and Kamloops	AERADIO Zambia Limited	Lusaka	Structures	0	986,847,509	659,402,406
Supply and installation of road signs in Lusaka Province	Conquest Gen. Dealers	Lusaka	Structures	0	797,236,913	712,101,380
Contract for installation of Traffic Signals at Bunda - Nationalist Junction and supply of back up spares	AERADIO Zambia Limited	Lusaka	Structures	0	661,796,860	598,768,603
Supply, delivery and installation of Road	JMB Investments Ltd	Copperbelt	Structures	0	594,297,375	300,979,400



ANNEXES

Road Fund Local Resources Contracts Initiated in 2008

Construction of Mumbuluma Timber Bridge: Mumbuluma Falls, Lot 3B	Lizamiya Enterprises Limited	Luapula	Structures	0	253,304,328	198,872,326
Rehabilitation and construction of drainage structures along malabo Chaanga Road	Zeda Enterprises Limited	Southern	Structures	0	251,483,052	173,759,037
Consulting services the supervision of rehabilitation of Livingstone weighbridge	Zulu Burrow Ltd	Southern	Structures	0	233,624,000	198,531,680
Maintenance and Construction of culverts on D107 Emusa-Chikwa in Lundazi District	CBR Business	Eastern	Structures	0	167,790,000	74,571,734
Rehabilitation of Lubungu Pontoon in Central province	Nampundwe Enterprises Limited	Central	Structures	0	149,719,323	0
Construction of Drainage Structures - on Pemba Mapanza Road	Mawecha Enterprises	Southern	Structures	0	145,479,729	10,648,075
Consultancy for supervision of rehabilitation of Kafue weigh bridge	E. G. Pettit & Partners	Southern	Structures	0	125,727,468	121,222,436
Independent Review of Contracts and Payments on the Construction of Mbesuma Bridge on Chambeshi River	ZMCK Consulting Engineers	Northern	Structures	0	112,520,000	56,260,000
construction of drainage structures - Nkandanzovu	M K Engineering	Southern	Structures	0	103,785,689	59,020,980
Construction of Drainage Structures on Sinazeze to Chiyabi at Ch. 34+00	DCM industrial Supplies	Southern	Structures	0	98,100,889	6,523,007
Construction of Muombe Culverts in Luapula Province: Mansa, Lot 3D	Khatikafwe Enterprises	Luapula	Structures	0	94,095,430	61,451,928
Clearing of Baileybridge Components for Mongu - Kalabo Road	Hill & Delamain (Zambia) Limited	Western	Structures	0	73,330,400	53,126,440
Construction of drainage structures at Ch 18+00 on Sinazeze-Chiyabi Road (Bottom Road)	Jimanzi Contractors and General Dealers	Southern	Structures	0	73,063,668	2,520,115
Upgrading of Choma Chitongo (82Km) Section of Road M11	China Geo - Engineering Corporation	Southern	Upgrading	82	164,112,514,556	18,756,825,309
Up grading of Luansobe-Mpongwe Road	China Henan International Cooperation Group Company Limited	Copperbelt	Upgrading	50	90,097,344,487	4,202,665,275
Upgrading of Mumbuluma - Kafue - Mumbuluma Road Bypass	Rankin Engineering	Lusaka	Upgrading	88	6,426,487,000	12,055,843,105
Upgrading of Southern Southern region of	Rankin Engineering	Southern	Upgrading	82	6,426,487,000	521,202,300



ANNEXES

On-going Road Fund Contracts Carried-over from 2007 to 2008

Project Name	Contractor	Province	Intervention	Length (Km)	Contract Amount (ZK)	Amount Paid Up to End of 2008 (ZK)
Periodic maintenance of Road T5: Solwezi - Mutanda - Mwinilunga	Raubex Construction Zambia limited	North Western	Periodic - Paved	245	47,000,000,000	36,506,037,598
Construction of Mwanawasa Bridge (Chembe)	China Henan International Cooperation Group Company Limited	Luapula	Structures	0	46,356,399,562	44,038,579,099
Rehabilitation of Road D76/77: Kashikishi - Lunchinda	China Geo - Engineering Corporation	Luapula	Rehabilitation - Unpaved	123	29,680,033,819	22,397,436,911
Periodic Maintenance of Main and District Roads - Copperbelt Province	Yakashika Construction Limited	Copperbelt	Periodic - Unpaved	463.79	27,529,863,669	6,889,054,907
Periodic maintenance of Katete - Chipata - Mwani Border	Sable Transport	Eastern	Periodic - Paved	108	23,636,512,080	22,503,558,961
<i>Performance based Periodic Maintenance Main and District Rds Southern province</i>	China Geo Eng. Corporation	Southern	Periodic - Unpaved	148.9	23,591,336,980	19,289,460,503
Performance based maintenance of Solwezi - Kansanshi Mine - Congo Border Road, Maryinga - Mwinilunga Road and Mutanda Mission - Kabompo - Zanbezi Road M8 for 4 Years: Package: Package 11	China Geo	North Western	Periodic - Unpaved	661.3	22,294,652,954	18,264,928,903
Periodic Maintenance of Main and District Roads in the provinces - Northern Province	Sable Transport	Northern	Periodic - Unpaved	531.84	21,249,127,348	11,225,485,422
Rehabilitation of road D499: Chabobboma - Sinazzeze	Roads Contractor Company Limited	Southern	Rehabilitation - Unpaved	81.5	16,124,916,127	10,291,199,001
Emergency Repairs: Nyimba - Sinda	Sable Transport	Eastern	Emergency Works	107	15,507,868,926	5,310,374,243
Periodic maintenance of Namalundu Road D396: T2S - Kafue Gorge	China Geo Engineering Corporation	Lusaka	Periodic - Paved	28.2	14,762,834,185	5,793,457,949
Periodic Maintenance of Main and District Roads in Eastern Province	China Geo - Engineering Corporation	Eastern	Periodic - Unpaved	463.74	12,897,801,852	4,246,748,851
Periodic Maintenance of Kaoma - Mongu Road:	China Geo - Engineering Corporation	Western	Periodic - Paved	263	12,774,766,263	11,875,575,297
Periodic Maintenance of Main and District Roads -	A Argente	Lusaka	Periodic - Paved	134.14	11,034,002,150	8,032,025,809



ANNEXES

On-going Road Fund Contracts Carried-over from 2007 to 2008

Periodic Maintenance: Accelerated Urban Roads - Chipata	Sable Transport/Bicon (Z) Limited	Eastern	Periodic - Paved	8.7	9,176,478,102	8,447,381,833
Periodic Maintenance: Mulobezi Road (D787)	Roads Contractor Company with Phoenix Materials Zambia JV	Southern	Periodic - Unpaved	95.64	8,991,055,392	5,233,663,079
Holding Maintenance: Livingstone Weighbridge - Zimbabwe Border	China Geo - Engineering Corporation	Southern	Holding - Paved	13.1	8,576,119,283	8,147,227,823
Accelerated urban roads rehabilitation in Solwezi Town: Kyankwankwa Street, Tumwanganai Street, Mapunga Street, Airport Road, Solwezi Street / Mushindamo	Roads & Paving (Z) limited / BCHOD J.V.C.	North Western	Upgrading	8	8,162,137,328	7,492,945,748
Accelerated Urban Roads Rehabilitation: Ndola City Council	Turner Construction Limited / Bicon Zambia Limited J.V.C.	Copperbelt	Rehabilitation - Paved	9.55	7,723,776,354	3,631,919,609
Periodic Maintenance: Main & District Roads Package 3 - Luapula Province	Sable Transport	Luapula	Routine - Unpaved	153.64	7,682,000,000	2,496,650,000
Periodic Maintenance of Kitwe - Kalulushi Road: M7	China Henan International Cooperation Group Company Limited	Copperbelt	Periodic - Paved	10	7,656,425,726	7,181,388,047
Periodic Maintenance: Accelerated Urban Roads - Luanshya	J.J. Lowe (Z) Limited / ASCO Consulting Engineers J.V.C.	Copperbelt	Periodic - Paved	7.25	7,499,066,467	7,494,279,833
Accelerated Urban Road Rehabilitation: Chingola Town	Turner Construction Limited/Bicon (Z) Limited Joint Venture	Copperbelt	Periodic - Paved	5	7,019,768,872	4,620,852,188
Accelerated Urban Roads Rehabilitation - Kasama	Sable Transport/Ng'andu - UWP	Northern	Rehabilitation - Paved	9.4	6,363,529,785	5,875,222,586
Accelerated Urban Roads Rehabilitation in Livingstone	Roads & Paving (Z) limited / Brian Colquhoun Hugh O'Donnell & Partners J.V.C.	Southern	Rehabilitation - Paved	10	6,134,001,189	6,091,321,777
Periodic Maintenance: Accelerated Urban Roads Rehabilitation (Mbala)	Spenco Polyphase and Rankin JV	Northern	Periodic - Paved	8.7	5,895,359,846	5,878,871,802

Periodic maintenance of Road D164: Makeni Road	Bicon (Z) Limited / J.J. Lowe (Z) Ltd	Lusaka	Periodic - Paved	9.9	5,783,349,571	5,362,269,592
Accelerated Urban Roads Rehabilitation in Choma	G.M. International (Z) Limited / Rankin Engineering Consultants J.V.C.	Southern	Rehabilitation - Paved	7.44	5,305,804,300	4,408,530,609
Periodic Maintenance of Road M4: Ndola - Mufulira	China Geo - Engineering Corporation	Copperbelt	Periodic - Paved	60	4,824,294,996	2,669,443,305
Accelerated Urban Roads Rehabilitation in Mazabuka	G.M. International (Z) Limited / Rankin Engineering Consultants J.V.C.	Southern	Rehabilitation - Paved	8.56	4,736,836,674	3,735,152,466
Periodic Maintenance: Accelerated Urban Roads - Kalulushi	Roads & Paving (Z) limited / Bicon Zambia Limited J.V.C.	Copperbelt	Periodic - Paved	0.85	4,374,663,004	4,155,929,927
Rehabilitation of Buteko and Butondo Roads in Mufulira	Raubex Construction Zambia limited	Copperbelt	Rehabilitation - Paved	8.7	4,349,738,140	4,139,273,965
Periodic Maintenance: Sabina - Mufulira - Mokambo	Roads & Paving (Zambia) Limited	Copperbelt	Periodic - Paved	42	4,296,305,021	3,880,501,166



ANNEXES

On-going Road Fund Contracts Carried-over from 2007 to 2008

Rehabilitaion of Kasama - Isoka Road D18	Supreme Construction and Engineering	Northern	Rehabilitation - Unpaved	175	2,773,099,875	717,096,375
Detailed Engineering Design Review and Updating of the Economic Feasibilty Study and Environmental Impact of Mpulungu - Mbala - Nakonde - Kanyala Road	Otieno Odongo and Partners Consulting Engineers	Northern	Design/Supervision	0	2,575,954,396	702,901,058
Periodic Maintenance of Kasama - Mbala - Mpulungu Road M1 & M2	Sable Transport	Northern	Periodic - Paved	208	2,303,257,032	1,862,034,606
Periodic maintenance of Road R127: Chitanda - Chiyuni - Ipongo	Crocodile Construction Limited	Central	Periodic - Unpaved	74	2,283,912,125	2,153,815,775
Design and construction of Momboshi Bridge	ZMCK Consulting Engineers	Central	Structures	0	2,154,179,419	1,081,867,274
Emergency Repair of Road T1: Kafue - Mazabuka	Raubex Construction Zambia limited	Southern	Emergency Works	85	1,599,585,476	1,443,507,681
Supervision of Periodic Maintenance of T5: Solwezi - Mwinilunga Road	Brian Colquhoun Hugh O'Donnell and Partners	North Western	Design/Supervision	0	1,495,792,625	1,407,058,706
Supervision of OPRC Package No. 10: Southern Province	BCL Zambia Ltd	Southern	Design/Supervision	148.09	1,431,490,750	610,684,155
Periodic maintenance of various roads in Lusaka Province	Bric-Tech Construction Limited	Lusaka	Periodic - Unpaved	18.7	1,185,953,353	1,140,639,180
Periodic maintenance of R55/RD438: Masamba - Kavumbo - Kamuswazi	Bwelako Mano Livestock Farm Limited	Northern	Periodic - Unpaved	30	1,159,114,000	510,358,900
Supervision of OPRC Package No. 1: Northern Province	Rankin Engineering	Northern	Design/Supervision	274.9	1,152,838,000	592,631,800
Periodic Maintenance: T2 Junction - Chiundaponde - Muwele	F & G Sykes (Zambia)	Northern	Periodic - Unpaved	70	1,098,123,863	87,243,750
Rehabilitation: Nsumbu - Kasaba Bay	Pine Roads & General Contractors	Northern	Periodic - Unpaved	15	919,958,002	773,423,135
Periodic Maintenance: Chongwe - Mulalika (RD149/RD151/RD152)	Nakangea Enterprises Limited	Lusaka	Periodic - Unpaved	25	908,379,281	818,043,147
Supervision of OPRC Package No. 4: Northern Province	BrC Consulting Engineers	Northern	Design/Supervision	488.42	862,527,080	313,265,186
Supervision of OPRC Package No. 2: Western Province	Kiran and Musonda	Western	Design/Supervision	0	847,761,500	416,218,209
Feeder/Urban Roads Performance Based Contract - Northern Province (Mungwi)	Teza Sales Ltd	Northern	Routine - Unpaved	125	771,748,607	674,800,738
Routine Maintenance: Selected Feeder & Urban Roads (AYR 2007) - Kasempa	North Western Contractors	North Western	Routine - Unpaved	149.2	702,608,868	22,700,000
Performance routine maintenance: Lusaka City Roads, Zone3	G.M. Enterprises	Lusaka	Routine - Paved Off Cway	62.44	666,558,091	514,782,577



ANNEXES

On-going Road Fund Contracts Carried-over from 2007 to 2008

Performance Contracts: Lusaka City Roads Zone 1	Time Construction	Lusaka	Routine - Paved Off Cway	36.75	579,590,488	454,189,307
Performance routine maintenance: Lusaka City Roads, Zone 5	Mpasim Roads, Building & Civil Contractors	Lusaka	Routine - Paved Off Cway	55.86	540,988,800	474,124,250
Maintenance of Nansenga Bridge on T1	Julika Enterprises Limited	Southern	Structures	0	522,258,125	459,507,587
Output Performance Road Contracts - Mulobezi (Package 9)	Bicon (Z) Limited	Southern	Periodic - Unpaved	95.64	516,394,560	408,561,648
Emergency Repair of Mvuvye Na Lupande Bridges: Eastern province	Vibrant Construction and General Dealers	Eastern	Emergency Works	0	481,515,512	436,038,606
Installation & Repair of Drainage Structures: Chiawa - Jeki	Pet - Gyb Limited	Lusaka	Structures	0	469,790,549	201,465,371
Supervision of Accelerated Urban Roads Project	LASCO/Pettit	All	Design/Supervision	0	631,642,617	438,941,759
Design & Supervision: Macha Road & Mushili Road	ASCO Consulting Engineers	Copperbelt	Design/Supervision	4	388,220,000	82,244,000
Performance Contract - Central Province (M20 - Chitanda Road)	Mpasim Roads, Building & Civil Contractors	Central	Routine - Unpaved	35	333,901,739	295,028,286
Up Dating of Feasibility Studies on Great East Road: Luangwa Bridge - Mwami Border	Rankin Engineering	Eastern	Design/Supervision	361	333,324,000	164,534,400
Supervision of Performance Contracts in Southern Province (2006 AWP)	BCL Zambia Ltd	Southern	Design/Supervision	0	331,977,450	254,979,540
Routine Maintenance: D104, Chipata - Mambwe (Lot 8)	Shachitari Contractors	Eastern	Routine - Unpaved	90	317,813,906	219,756,053
Performance Contract - Eastern Province (T4 - Luembe Road Lot 1)	Phifra Construction Company	Eastern	Routine - Unpaved	20	303,050,278	177,586,714
Periodic Maintenance: Lusaka International Airport VIP and Presidential Car Park Repairs	Poseidon Construction Limited	Lusaka	Periodic - Paved	0	298,316,520	298,316,520
Routine Maintenance: Chisamba Town - Kabangwe Police Post (Lot 12)	Kamuone and Daughters	Central	Routine - Paved Off Cway	80	297,051,549	104,698,040
Performance routine maintenance of feeder roads in Chibombo District: M20 - Mulabo	Jakata Engineering Sales and Services	Central	Routine - Unpaved	12	286,854,542	217,312,138
Routine Maintenance: Lusaka - Mongu, Km167 - Km 277 (Lot 29/30)	Precise Products Limited	Luapula	Routine - Paved Off Cway	110	284,209,000	65,942,264
Performance Routine maintenance of Road D100, Lot 16: Km 0 - Km 65	Jehe General Dealers	Luapula	Routine - Paved On Cway	65	282,543,673	173,217,652
Routine Maintenance: Mongu - Seshoke (Km140 - Km205) Lot 10	Samazuka General Contractors	Western	Routine - Paved Off Cway	65	281,400,280	161,526,235



ANNEXES

On-going Road Fund Contracts Carried-over from 2007 to 2008

Routine Maintenance of Road D103: Chipata - Champhoyo	Danenji Enterprises	Eastern	Routine - Unpaved	90	243,723,200	118,331,808
Performance Contract - Eastern Province (Eastern Daily - Madzimoyo Road)	JM Enterprise	Eastern	Routine - Unpaved	26.1	242,242,832	235,545,106
Performance Contracts - Eastern Province (Jumbe - Lugomo Road)	Kabwazi General Dealers	Eastern	Routine - Unpaved	16	238,212,920	237,455,750
Routine Maintenance: Kaoma - D309 Junction (Lot 3)	C.N. Mukumbo Enterprises	Western	Routine - Paved Off Cway	55	235,340,750	116,900,806
Routine Maintenance: M9, D309 Junction - Luatambo (Lot 4)	Tungi general Dealers	Western	Routine - Unpaved	55	233,871,060	148,135,548
Routine Maintenance: D176/D601, T4 Junction - Chipembi - Chisamba	Kamuone and Daughters	Lusaka	Routine - Unpaved	80	233,709,750	154,219,406
Performance routine maintenance of Road T1: Mazabuka - Turn Pike and Chikankata Road, Lot 7	Safemol Enterprises	Southern	Routine - Paved On Cway	100	230,936,850	45,856,269
Routine Maintenance of Road 301: Kaoma - Kasempa	C.N. Mukumbo Enterprises	Western	Routine - Unpaved	70	230,182,500	140,208,135
Routine Maintenance: M9, km62 - km100 (Lot 17)	Zimbo Enterprises	Lusaka	Routine - Paved Off Cway	60	227,679,919	148,197,190
Routine Maintenance of Road D309/U2: Mwandansengo - Luampa - Nyambi 1	Nkhunzi Marketing Agency	Western	Routine - Unpaved	69	222,122,000	106,304,250
Performance routine maintenance of road D309: Nyambi 1 - Kataba, Lot 5	Mude Enterprises Limited	Western	Routine - Unpaved	70	221,699,000	125,256,250
Routine Maintenance: T4, Petauke - Mawanda (lot 3)	Matunga Enterprises	Eastern	Routine - Paved Off Cway	66	220,830,590	132,024,731
Performance routine maintenance of Sitaka - Watopa Road D793, Lot 13	Mataba Pitswear Enterprises	Western	Routine - Unpaved	65	219,543,491	154,876,609
Routine Maintenance: T4 Junction - Mulalika Bridge (Lot 11)	Kamuone and Daughters	Lusaka	Routine - Unpaved	57	217,992,861	123,639,863
Routine Maintenance of Road RD305: Namushakende - Nalikwanda	Simuthali General Maintenance	Western	Routine - Unpaved	70	215,706,500	162,366,017
Routine Maintenance: T2 S, Moobe Bridge - Lusaka City Boundary (Lot 2)	Portmore Construction Limited	Lusaka	Routine - Paved Off Cway	68	210,701,000	32,028,871
Routine Maintenance: M8, Matebo Junction - Kasempa Turn-off (Lot 9)	Kanawa Suppliers and Contractors	North Western	Routine - Paved Off Cway	52	208,822,880	64,992,446
Routine Maintenance: Batoka - Monze/Namwala Turn-off & Chisekesi - Gwembe	Moonch Road Contractors and Suppliers	Southern	Routine - Paved Off Cway	90	208,611,850	107,431,568
Routine Maintenance of Road R132: D421	Tabwa Enterprises	Lusaka	Routine - Unpaved	55	205,000,000	173,900,345



ANNEXES

On-going Road Fund Contracts Carried-over from 2007 to 2008

Routine Maintenance: M9, Nakatindi (Livingstone) - Km68 (Lot 8)	CL and P Contractors	Southern	Routine - Paved Off Cway	70.5	200,287,500	93,038,768
Routine Maintenance: T3, Ndola - Kitwe (Lot 3a)	Nkumbwa General Dealers	Copperbelt	Routine - Paved Off Cway	60	199,999,991	145,376,726
Routine Maintenance: Chirundu - Moobe Bridge (Lot 1)	Bunda Inn	Lusaka	Routine - Unpaved	68	198,366,922	55,209,199
Routine maintenance Road D181: Kasempa - Mumbwa, Lot 16	Romba Investments (Z) Limited	North Western	Routine - Unpaved	53	195,421,629	107,864,273
Performance routine maintenance of Road M3, Lot 1: Chembe - Fimpulu	Sansap General Dealers	Luapula	Routine - Paved On Cway	52	193,194,518	37,228,962
Routine Maintenance: T5, D274 Junction - Mwinilunga (Lot 7)	Mukisi Contractors and General Dealers	North Western	Routine - Paved Off Cway	57	190,480,472	87,135,087
Routine Maintenance of Road M18: Kalulushi - Kasempa	Mutoka Watson Contractors and General Dealers	North Western	Routine - Unpaved	50	190,465,128	116,548,475
Routine Maintenance: Chembe - Mokambo (Lot 21)	CL and P Contractors	Luapula	Routine - Unpaved	70	186,587,679	160,536,902
Routine Maintenance: T4, Sinda - Msoro Turn-Off (Lot 5)	Eriboma Enterprises	Central	Routine - Paved Off Cway	55	185,380,707	132,240,853
Performance Contract - Eastern Province (Kapata - Chizongwe Road)	Songoza Enterprises	Eastern	Routine - Unpaved	3	185,133,900	127,531,046
Routine Maintenance: T3, Ndola - Malembeka (Lot 2)	Kephil Civil and General Dealers	Copperbelt	Routine - Paved On Cway	64	184,010,530	154,983,591
Routine Maintenance: T4, Petauke - Sinda (Lot 4)	Vibrant Construction	Eastern	Routine - Paved Off Cway	50	180,347,232	132,707,044
Routine Maintenance: Kalomo/Choma Junction - Namwala Turn-off (Lot 3)	Tashu Contractors	Southern	Routine - Paved Off Cway	60	180,136,900	87,674,995
Routine Maintenance: Mapanza - Hamusonde (Lot 11)	Vibrant Construction and General Dealers	Southern	Routine - Unpaved	45	178,506,000	107,710,658
Performance Contract - Eastern Province (Chama - Sitwe Road)	Hermarc Contractors	Eastern	Routine - Unpaved	26	178,215,070	31,871,288
Performance Contract - Eastern Province (Lundazi - Mwase Road)	Ansel General Dealers	Eastern	Routine - Unpaved	22	178,125,242	176,032,038
Routine Maintenance: Humusonde - Namwala (Lot 12)	Vibrant Construction and General Dealers	Southern	Routine - Unpaved	45	172,104,600	113,036,498
Routine Maintenance of Road D214: T2 Junction - Luanshimba ZNS and D207 Junction	PAumwaka Agencies Limited	Central	Routine - Unpaved	52	170,736,900	109,478,556
Routine Maintenance: T4 Junction, State Lodge Road - Luanshya	Batata Mwabombeni Building Contractors	Lusaka	Routine - Unpaved	50	167,583,200	123,253,087
Routine Maintenance: Kabwe - Mukonchi (Lot 41)	Magwend Supplies	Central	Routine - Unpaved	50	167,531,500	98,034,890



ANNEXES

On-going Road Fund Contracts Carried-over from 2007 to 2008

Routine Maintenance: T4 Junction/Rufunsa - Mpanshya Mission/Lunsemfwa River (Lot 6)	Luja Enterprises	Lusaka	Routine - Unpaved	53	153,314,597	75,849,176
Routine Maintenance: Chingola - Solvezi (Lot 10)	NdakatoTrading	Copperbelt	Routine - Paved Off Cway	50	149,999,952	81,174,476
Performance Contract - Eastern Province (Chadiza Taferansoni Road)	Pulantenga General Dealers	Eastern	Routine - Unpaved	20	149,265,293	134,520,721
Performance routine maintenance of roads D633, D199, Munga Ward Ring Road, D624	Kephil Civil and General Dealers	Central	Routine - Unpaved	35	147,499,766	60,456,064
Routine Maintenance: Mulungushi Hydro/Lunsemfwa Hydro/Mulungushi Agro Scheme (Lot 18)	Kephil Civil and General Dealers	Central	Routine - Unpaved	35	147,499,765	121,433,964
Routine Maintenance for Feeder and Urban Roads in Eastern Province: Chama - Tembwe Road (Lot 2)	Zako - Zako Building Contractors	Eastern	Routine - Unpaved	20	147,202,875	146,929,050
Routine Maintenance: Batoka - Sinazeze (Lot 13)	Suregate General Dealers	Southern	Routine - Paved Off Cway	44	145,347,500	82,238,893
Routine Maintenance: Monze/Namwala Turn-off - Mazabuka Community Radio Station (Lot 6)	Moonch Road Contractors and Suppliers	Southern	Routine - Paved Off Cway	60	145,279,350	27,221,656
Routine Maintenance: Masangano - Fisenge (Lot 7)	Sitambuli S. S. Contractors	Central	Routine - Paved Off Cway	45	141,500,000	96,616,405
Routine Maintenance: Choma/Namwala Junction - Batoka (Lot 4)	Gibumi Enterprise	Southern	Routine - Paved Off Cway	30	141,016,450	81,241,144
Performance Contract - Eastern Province (Hoya - Chankama Road)	TL & P Enterprise	Eastern	Routine - Unpaved	20	140,502,505	138,709,925
Performance Contract - Eastern Province (Vubwi - Zozwe Road)	Hambert Contractors	Eastern	Routine - Unpaved	17	140,497,904	138,652,867
Routine Maintenance of Road D633/D199/D624: Taba Farms - D191 at Kangómba	Portmore Construction Limited	Central	Routine - Unpaved	39	130,878,550	48,322,740
Performance Contract - Eastern Province (T4 - Mchimazi Schemes)	Libean Contractors	Eastern	Routine - Unpaved	12	130,199,548	130,113,226
Emergency Repairs: Reconstruction of Maunda Culverts on D200	Pet - Gyb Limited	Central	Emergency Works	0	129,086,499	114,738,137
Performance routine maintenance of D809/U1: Mwango - Kaporoso, Lot 1	Kephil Civil and General Dealers	Central	Routine - Unpaved	32.1	128,777,575	105,074,679
Routine Maintenance: Miulwe - Nangula (Lot 7)	CL and P Contractors	Western	Routine - Unpaved	20.1	123,000,000	91,759,597
Performance Contract - Eastern Province (T4 - Ndake Road)	Libean Contractors	Eastern	Routine - Unpaved	10	118,922,537	118,686,398
Performance Contract - Central Province (Mpula - Mkushi) Lot 1	JMB Investments Ltd	Central	Routine - Unpaved	40	117,462,400	97,918,625
Routine maintenance of roads Kitwe - Kalulushi - Sabina (M7/M16)	Vesgle Enterprises	Copperbelt	Routine - Unpaved	34.2	110,499,956	72,129,563



ANNEXES

On-going Road Fund Contracts Carried-over from 2007 to 2008

Performance Contract - Eastern Province (T4 - Mchimazi Schemes)	Libean Contractors	Eastern	Routine - Unpaved	12	130,199,548	130,113,226
Emergency Repairs: Reconstruction of Maunda Culverts on D200	Pet - Gyb Limited	Central	Emergency Works	0	129,086,499	114,738,137
Performance routine maintenance of D809/U1: Mwango - Kaporoso, Lot 1	Kephil Civil and General Dealers	Central	Routine - Unpaved	32.1	128,777,575	105,074,679
Routine Maintenance: Miulwe - Nangula (Lot 7)	CL and P Contractors	Western	Routine - Unpaved	20.1	123,000,000	91,759,597
Performance Contract - Eastern Province (T4 - Ndake Road)	Libean Contractors	Eastern	Routine - Unpaved	10	118,922,537	118,686,398
Performance Contract - Central Province (Mpula - Mkushi) Lot 1	JMB Investments Ltd	Central	Routine - Unpaved	40	117,462,400	97,918,625
Routine maintenance or roads Kitwe - Kalulushi - Sabina (M7/M16)	Vesgle Enterprises	Copperbelt	Routine - Unpaved	34.2	110,499,956	72,129,563
Performance Contract - Central Province (Chipepo - Chikupili Scheme)	Sheffrey Jobbing Contractors	Central	Routine - Unpaved	10	109,118,232	98,205,764
Performance Contract - Eastern Province (Chiginya - Phikamalaza Road)	TL & P Enterprise	Eastern	Routine - Unpaved	8	106,084,264	100,905,241
Performance routine maintenance of road M18: Kalulushi - Lufwanyama, Lot 13	Sendapu General Dealers	Copperbelt	Routine - Unpaved	30	103,513,954	57,252,469
Routine Maintenance: Nangoma - Chisaka & Mwembeshi - Nampundwe	Thunder World Agency	Central	Routine - Unpaved	36.14	100,003,968	22,439,518
Performance Contract - Eastern Province (T6 - Kavulamungu Road)	Reuchi Enterprises	Eastern	Routine - Unpaved	6	70,063,194	62,518,813
Improvement of Kasempa Township Roads: Londaizha Road 9/1/6	North Western Contractors	North Western	Periodic - Unpaved	1	702,608,868	22,700,000
Design and Construction of Bridge and Approach Roads at Matumbo River Crossing	China Henan International Cooperation Group Company Limited / BCHOD	Eastern	Structures	0	10,141,676,597	2,246,844,600
Total				11,417	610,958,564,581	418,857,143,823

Project inspected during the year 2008

Accelerated Urban Roads Rehabilitation in Kalulushi Town (Market Road, Lukanga Road, Kamfinsa Loop, Magoye Road, Dag Hammarschoeld Road, First Street, Pambili Avenue, and Hindu Hall Road)	Roads & Paving Zambia Limited / Bicon Zambia Limited Joint Venture	Copperbelt	Kalulushi	4,374,663,004.00	5.8	Completed	Quality assessment
Accelerated Urban Roads Rehabilitation in Chingola	Turner						



ANNEXES

Project inspected during the year 2008

Road Project	Contractor	Province	District	Contract Amount in ZK	Km	Current Status	Aim of Inspection	
Design/Construction of a Bridge and Approach roads at Mutinondo River Crossing off RD49 in Mpika District	Rankin/ Spencon	Northern	Mpika	7,772,314,212.50	n/a	Completed	Progress and assessment	quality
Periodic maintenance of Mpika-Mabwalya	Supreme Construction	Northern	Mpika	2,794,197,000.00	144.0	On going	Progress and assessment	quali
Rehabilitation of Kasama-Mbala-Mpulungu Lot 1	Raubex Zambia Ltd	Northern	Mpulungu	59,995,515,148.80	165.8	On going	Progress and assessment	quality
Rehabilitation of Kasama-Mbala-Mpulungu Lot 2	Raubex Zambia Ltd	Northern	Mpulungu	59,869,840,800.00	165.8	On going	Progress and assessment	quality
Accelerated Urban Roads Programme - Kasama Township Roads	Sable Transport	Northern	Kasama	6,363,529,785.00	10.0	Completed	Quality assessment	
Reconstruction-Realignment of M3-Kasama to Luwingu	Sable Transport	Northern	Kasama and Luwingu	192,965,237,010.00	90.0	On going	Progress and quality assessment	
Design & Construction: Mwiluzi Bridge - Mbala	Rankin/Spencon	Northern	Mbala	2,671,254,987.00	n/a	On going	Progress and quality assessment	
Periodic Maintenance of Shiwangandu Road	Pine Roads	Northern	Chinsali	6,930,252,943.31	75.0	Completed	Quality assessment	
Rehabilitation of Feeder Roads in Mansa District: Mansa - Fiyongoli Farm Block Road, Lot 3A	Steve Road Contractors	Luapula	Mansa	167,585,550.00	10.0	Completed	Quality assessment	
Rehabilitation of Feeder roads in Samfya District: Londwe - Mabokunda Road	Pine Roads	Luapula	Samfya	1,570,317,000.00	20.0	On going	Progress and assessment	
Priority River Crossings - Chisunka Bridge	Sable Transport	Luapula	Mansa	9,178,490,103.00	n/a	Completed	Quality assessment	
Periodic and Rehabilitation of selected Lusaka City Roads - 7 Km	Roads and Paving Zambia Limited	Lusaka	Lusaka	14,609,249,512.00	7.0	On going - Include various roads in Lusaka	Progress and assessment	quality
Periodic and Rehabilitation of selected Lusaka City Roads - 45 Km	Roads and Paving Zambia Limited	Lusaka	Lusaka	77,741,065,600.00	45.0	On going - Include various roads in Lusaka	Progress and assessment	quality
Periodic Maintenance of Apollo Road	China Geo - Engineering Corporation	Lusaka	Lusaka	2,032,994,646.00	9.4	Completed	Quality assessment	
Periodic Maintenance of Apollo Road	China Geo - Engineering Corporation	Lusaka	Lusaka	2,032,994,646.00	9.4	Completed	Quality assessment	
Periodic Maintenance of Selected Lusaka City Roads - 25 km	Raven Worx Ltd / Asphalt Paving	Lusaka	Lusaka	34,946,945,738.07	25.0	Completed	Quality assessment	
Periodic Maintenance of State Lodge and Selected Primary Roads in Nyumba Yanga - 14 Km	Raven Worx Ltd / Asphalt Paving	Lusaka	Lusaka	18,199,114,716.00	14.0	Completed	Quality assessment	
Periodic maintenance of roads in Lusaka Province: Palabana Road D153 and State Lodge Road d156	Mango Tree Construction Company Ltd	Lusaka	Lusaka	2,848,430,750.00	20.0	Completed	Quality assessment	
Periodic Maintenance: Chamba Valley Roads	Roads & Paving (Zambia) Limited	Lusaka	Lusaka	4,255,777,739.00	10.0	Completed	Quality assessment	
Periodic maintenance of roads in 17 Constituencies: Chisamba and Ngerere - Lusaka International Airport	Raubex Construction Zambia limited	Lusaka	Chibombo	13,037,826,850.00	88.0	On going	Progress and quality assessment	

ANNEXES

Project inspected during the year 2008

Periodic maintenance of Road T4 (Great East Road): Mutenguleni - Mwami Border Post	Sable Transport	Eastern	Katete/ Chipata	30,157,204,550.00	56.0	On going	Progress and quality assessment
Emergency Repairs: Nyimba - Sinda	Sable Transport	Eastern	Nyimba/ Sinda	15,508,192,051.50	107.0	On going	Progress and quality assessment
Rehabilitation: Jerusalem - Kalunga - Matotwe (Chipata District Council) Lot 1a	Vibrant	Eastern	Chipata	254,206,785.00	9.0	Completed	Quality assessment
Rehabilitation & Maintenance of Mamba to Chimansonga	Vibrant	Eastern	Chipata	247,514,925.00	7.2	Completed	Quality assessment
Rehabilitation & Maintenance: Nyembe Road (Katete District Council) Lot 5a	Infasim	Eastern	Katete	2,298,504,648.00	7.9	On going	Progress and quality assessment
Reconstruction: Selected Priority River Crossings in Eastern Province	Mundial Road Works	Eastern	Chipata	11,032,267,500.00	n/a	On going	Progress and quality assessment
Periodic maintenance of road T6: Katete - Chanida	Raubex Zambia Ltd	Eastern	Katete	2,499,000,598.00	20.0	On going	Progress and quality assessment
Rehabilitation of feeder roads in Petauke District: T4 - Merwe, Lot 4A	Eriboma	Eastern	Petauke	218,077,650.00	8.0	On going	Progress and quality assessment
Rehabilitation of T4 Mumbi Road in Petauke Road - Eastern Province	Eriboma	Eastern	Petauke	398,585,762.00	21.0	Completed	Quality assessment
Periodic maintenance of Mfuwe - Chichele Road	Nakangea	Eastern	Chipata/ Mfuwe	2,169,493,480.00	27.0	On going	Progress and quality assessment
Periodic Maintenance of Mfuwe-Mwanya Road (ZAWA/PSU/W/DCM/09-08)	Ansel	Eastern	Mfuwe	1,417,476,500.00	60.0	On going	Progress and quality assessment
Lusaka - Mongu Road Routine Maintenance: Vegetation Control	8 separate contracts on 8 sections	Lusaka, Central and Western	Chongwe, Mumbwa, Kaoma and Mongu	1,800,000,000.00	580.0	On going	Progress and quality assessment
Periodic maintenance of Lusaka - Mongu Road M9: Kaoma to Mongu	China Geo - Engineering Corporation	Western	Kaoma & Mongu	12,774,766,263.00	263.0	On going	Progress and quality assessment
Periodic Maintenance of Mongu - Senanga Road M10	China Henan International Co-operation Group	Western	Mongu & Senanga	43,963,995,120.00	104.0	On going	Progress and quality assessment
Accelerated Urban Roads Rehabilitation: Mongu township Roads	Roads & Paving Zambia Limited / BCHOD Consulting Engineers Joint Venture	Western	Mongu	4,767,803,385.00	8.2	Completed	Quality assessment
Rehabilitation of Limulunga - Ushaa Road RD315	JMB Investments Ltd	Western	Mongu	3,572,872,143.75	27.0	On going	Progress and quality assessment
Labour-based Rehabilitation of Mwandsengo - Luampa Road U5 in Kaoma District	ESAB, Litemo and Lukwaso Enterprises	Western	Kaoma	1,374,537,879.00	17.0	Completed	Quality assessment
Accelerated Urban Roads Rehabilitation in Nakala City (Kuswenda, Vitanda Street, Lowenthal Street/Misundu Road, Macha Road,	Turner / Bicon (Zambia) Joint Venture						

quality

© 2004 by The McGraw-Hill Companies, Inc.

© 2006 The Authors
Journal compilation © 2006 Blackwell Publishing Ltd

1

The authors are responsible for the preparation and the presentation of data through interviews in accordance with requirements of the National Audit Board for July 11 of 2007. This responsibility includes: designing, implementing and maintaining internal control system in the preparation and the presentation of financial statements that are free from material misstatements whether due to fraud and error, existing and applying appropriate accounting policies and accounting estimates that are reasonable in the circumstances.

1. *Journal of Management Studies*, 1996, 33, 1, 1-14.

© 2004 Blackwell Publishing Ltd, *Journal of Internal Medicine* 255: 111–118

- the accompanying financial statements, give a true and fair view of the state of the financial affairs of 31 December 2009 of the Group and its companies for the year then ended in accordance with the historical legal form Act No. 12 of 2003 and the accounting records, other records and registers required by the law have been properly kept and

Correspondence: Dr. Richard Manning, 2000 West 10th Avenue, Box 203080, Denver, CO 80202-3080, USA. Tel: 303 733 2200. Fax: 303 733 2201. E-mail: manningr@rockwell.com

2

10



ANNEXES

ROAD FUND		2007	
		K'000	
16		340,400,000	224,950,000
4		884,873	11,615,088
		6,575,000	2,310,658
157,800,476		-	-
43,222,350		-	-
11,633,731		6,960,275	-
7		97,005,000	135,060,800
		156,904	-
		657,678,335	330,897,121
3		517,498,283	136,334,628
		29,250,119	55,806,185
		75,361	195,882
40,607,320		4,955,679	-
8		581,922	87,828
9		54,400	147,502
		218,157	1,466,635
		209,212	-
		303,423	93,438
		52,971	21,554
11		1,201,895	1,375,447
12		1,943,184	-
		603,436	-
		186,998	-
		155,058,906	114,454,388
		14,391,718	4,368,253
		4,483,633	5,855,578
		766,729,938	375,162,997
		(109,051,603)	5,734,124

This study is presented only as evidence for further study. The publication of the original research is best. All in all, it is a good study.

<http://www.pdf4free.com>

ANNEXES

ROAD FUND AGENCY - ROAD FUND FINANCIAL STATEMENTS for the year ended 31 December 2008	
1. Income Statement	
2. Balance Sheet	
3. Cash Flow Statement	
4. Statement of Financial Position	
5. Statement of Financial Position	
6. Statement of Financial Position	
7. Statement of Financial Position	
8. Statement of Financial Position	
9. Statement of Financial Position	
10. Statement of Financial Position	
11. Statement of Financial Position	
12. Statement of Financial Position	
13. Statement of Financial Position	
14. Statement of Financial Position	
15. Statement of Financial Position	
16. Statement of Financial Position	
17. Statement of Financial Position	
18. Statement of Financial Position	
19. Statement of Financial Position	
20. Statement of Financial Position	
21. Statement of Financial Position	
22. Statement of Financial Position	
23. Statement of Financial Position	
24. Statement of Financial Position	
25. Statement of Financial Position	
26. Statement of Financial Position	
27. Statement of Financial Position	
28. Statement of Financial Position	
29. Statement of Financial Position	
30. Statement of Financial Position	
31. Statement of Financial Position	
32. Statement of Financial Position	
33. Statement of Financial Position	
34. Statement of Financial Position	
35. Statement of Financial Position	
36. Statement of Financial Position	
37. Statement of Financial Position	
38. Statement of Financial Position	
39. Statement of Financial Position	
40. Statement of Financial Position	
41. Statement of Financial Position	
42. Statement of Financial Position	
43. Statement of Financial Position	
44. Statement of Financial Position	
45. Statement of Financial Position	
46. Statement of Financial Position	
47. Statement of Financial Position	
48. Statement of Financial Position	
49. Statement of Financial Position	
50. Statement of Financial Position	
51. Statement of Financial Position	
52. Statement of Financial Position	
53. Statement of Financial Position	
54. Statement of Financial Position	
55. Statement of Financial Position	
56. Statement of Financial Position	
57. Statement of Financial Position	
58. Statement of Financial Position	
59. Statement of Financial Position	
60. Statement of Financial Position	
61. Statement of Financial Position	
62. Statement of Financial Position	
63. Statement of Financial Position	
64. Statement of Financial Position	
65. Statement of Financial Position	
66. Statement of Financial Position	
67. Statement of Financial Position	
68. Statement of Financial Position	
69. Statement of Financial Position	
70. Statement of Financial Position	
71. Statement of Financial Position	
72. Statement of Financial Position	
73. Statement of Financial Position	
74. Statement of Financial Position	
75. Statement of Financial Position	
76. Statement of Financial Position	
77. Statement of Financial Position	
78. Statement of Financial Position	
79. Statement of Financial Position	
80. Statement of Financial Position	
81. Statement of Financial Position	
82. Statement of Financial Position	
83. Statement of Financial Position	
84. Statement of Financial Position	
85. Statement of Financial Position	
86. Statement of Financial Position	
87. Statement of Financial Position	
88. Statement of Financial Position	
89. Statement of Financial Position	
90. Statement of Financial Position	
91. Statement of Financial Position	
92. Statement of Financial Position	
93. Statement of Financial Position	
94. Statement of Financial Position	
95. Statement of Financial Position	
96. Statement of Financial Position	
97. Statement of Financial Position	
98. Statement of Financial Position	
99. Statement of Financial Position	
100. Statement of Financial Position	

